

Locks, Latches, Inserts, & Handles

Flush Locks

Illustration Sheet and Catalog Number

Discount Schedule: C2

Subclass: DS0

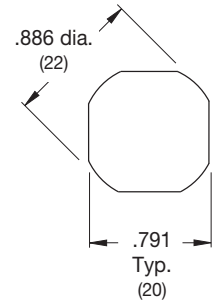
Type 1 Panel Enclosure Flush Lock



Type 1 Enclosure Flush Lock	
Catalog Number	Description
T1EFL	New Flush lock

Flush Locks are used as a keyed locking mechanism for Type 1 small, medium and large Panel Enclosures. Mechanisms are steel with a plated finish.

Hole Pattern Detail

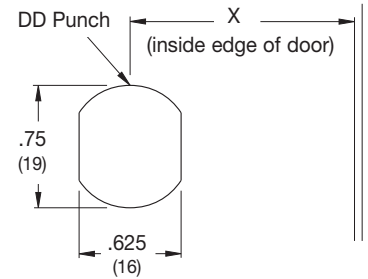


Type 4 & Type 12 JIC Enclosure Flush Lock



JIC 4 & 12 Flush Lock	
Catalog Number	Description
25352 A	JIC 4 & 12 flush lock

Flush Locks are intended for 1-pt field modifications to most Type 4 and 12 JIC Enclosures as well as the Large Type 12 CHSC Enclosures. Included is detail instructions for the door hole size and location (see detail at right). The lock is steel with a bright plated finish.



Hole Pattern Detail

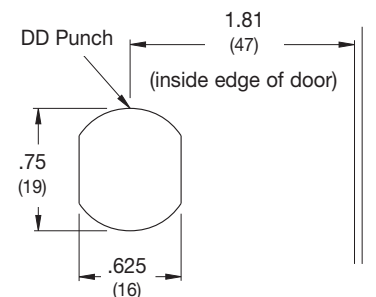
X = 1.18 (30) JIC Enclosure
X = 1.68 (43) Large Type 12 CHSC Enclosure

Type 4 & 12 NEMA Enclosure Flush Locks



NEMA 4 & 12 Flush Lock	
Catalog Number	Description
25351 A	NEMA 4 & 12 flush lock

Flush lock is intended for 1-pt field modification to most Type 4 and Type 12 Single Door Wall-Mount Enclosures. Included is detail instructions for the door hole size and location (see detail at right). The lock is steel with a bright plated finish.



Hole Pattern Detail

Notes: Dimensions are in inches. Millimeters shown are for reference only. Data subject to change without notice.

Locks, Latches, Inserts, & Handles
Inserts

Illustration Sheet and Catalog Number

Discount Schedule: C2

Type 1 Panel Enclosure Security Inserts



7MT1TLK

7MT1SLK



3MT1DBLK

Type 1 Enclosure Security Latch Inserts	
Catalog Number	Description
7MT1TLK	7mm triangular latch insert
7MT1SLK	7mm square latch insert
3MT1DBLK	3mm double bit latch insert

Security latch inserts interchange with slotted quarter-turn flush latch and provide security and control access to interior of enclosure. Inserts include matching key.

Type 4 Premier Enclosure Security Inserts



7MTLK

Catalog Number	Description
7MTLK	7mm triangular latch insert
7MSLK	7mm square latch insert
3MDBLK	3mm double bit latch insert

Security latch inserts interchange with slotted quarter-turn flush latch and provide security and control access to interior of enclosure. Inserts include matching key.



7MSLK



3MDBLK

Notes: Dimensions are in inches. Millimeters shown are for reference only. Data subject to change without notice.

Locks, Latches, Inserts, & Handles

Latches & Locks

Illustration Sheet and Catalog Number

Discount Schedule: C2
Subclass: DS0

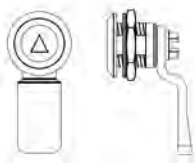
Type 4 & Type 12 Security Latch Kits



25270A



25278 A



25277A



25289A



25288A

Latch Kits for Type 4 & 12 Enclosures	
Catalog Number	Description
25270 A	Slotted flush latch
25278 A	Triangle flush latch key
25277 A	Triangle flush latch
25289 A	Square flush latch key
25288 A	Square flush latch

A = Chrome Plate

Intended to be used on Type 4 and Type 12/13 enclosures which utilize external screw clamps. Latches require a hole punched or drilled in the door for installation. Once installed, an internal O-ring and external gasket maintain a dust-tight and water-tight seal. The tamper resistant latches require specific keys to gain access.

Type 1 Single-Door Telephone Cabinet Tumbler Locks



25092A



25092B

Type 1 Tel Cab Mechanism	
Catalog Number	Description
25092 A	For right hand hinged single door cabinet
25092 B	For left hand hinged single door cabinet

Tumbler Locks are used as replacement mechanisms for Type 1 Single-Door Telephone Termination Cabinets. The low profile mechanism is excellent for surface and flush cabinet cover mounting.

Notes: Dimensions are in inches. Millimeters shown are for reference only. Data subject to change without notice.

Accessories

Locks, Latches, Inserts, & Handles

Locks & Latches

Illustration Sheet and Catalog Number

Discount Schedule: C2

Subclass: DS0

Type 1 & Type 12 Quarter-Turn Enclosure Locks



T1KLBM & T12KLB

Type 1 & Type 12	
Catalog Number	Description
T1KLBM	Type 1 - Small Locking - Black/Stainless Steel
T12KLB	Type 12 - Large Locking - Black/Stainless Steel

Type 4 Quarter-Turn Enclosure Locks & Latches



T4DLBM & T4DLB

Type 4	
Catalog Number	Description
T4DLBM	Type 4 - Small Slotted Latch - Black Finish
T4DLB	Type 4 - Large Slotted Latch - Black Finish



T4WNB & T4WNB

Type 4	
Catalog Number	Description
T4WNB	Type 4 - Small Wing Knob - Black Finish
T4WNB	Type 4 - Large Wing Knob - Black Finish



T4KLWNB

Type 4	
Catalog Number	Description
T4KLWNB	Type 4 - Small Keylocking Wing Knob - Black Finish



T4KLWNB

Type 4	
Catalog Number	Description
T4KLWNB	Type 4 - Large Keylocking Wing Knob - Black Finish



T4PLWNB

Type 4	
Catalog Number	Description
T4PLWNB	Type 4 - Large Padlockable Wing Knob - Black Finish

Notes: Dimensions are in inches. Millimeters shown are for reference only. Data subject to change without notice.

Locks, Latches, Inserts, & Handles Locks, Latches, & Inserts Illustration Sheet and Catalog Number

Discount Schedule: C2
Subclass: DS0

Type 4 Quarter-Turn Enclosure Locks, Latches, & Inserts



T4THB

Type 4	
Catalog Number	Description
T4THB	Type 4 - Large T-Handle Non-Locking - Black Finish




T4KLTHB

Type 4	
Catalog Number	Description
T4KLTHB	Type 4 - Large T-Handle Key-Locking - Black Finish



7MT4TLKB & 6.5MT4TLKBM

Type 4	
Catalog Number	Description
7MT4TLKB	Type 4 - Large Security Insert (7mm Triangle) - Black Finish
6.5MT4TLKBM	Type 4 - Small Security Insert (6.5mm Triangle) - Black Finish



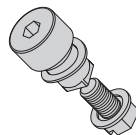
7MT4SLKB & 6MT4SLKBM

Type 4	
Catalog Number	Description
7MT4SLKB	Type 4 - Large Security Insert (7mm Square) - Black Finish
6MT4SLKBM	Type 4 - Small Security Insert (6mm Square) - Black Finish



3MT4DBLKB

Type 4	
Catalog Number	Description
3MT4DBLKB	Type 4 - Large Security Insert 3mm Double Bit) - Black Finish



4MT4HXLKBM

Type 4	
Catalog Number	Description
4MT4HXLKBM	Type 4 - Small Security Insert (4mm Socket Hex) - Black Finish

Type 4X Quarter-Turn Enclosure Latch



T4XDLSSM & T4XDLSS

Type 4X	
Catalog Number	Description
T4XDLSSM	Type 4X - Small Slotted Latch - Stainless Steel
T4XDLSS	Type 4X - Large Slotted Latch - Stainless Steel

Notes: Dimensions are in inches. Millimeters shown are for reference only. Data subject to change without notice.

Accessories

Locks, Latches, Inserts, & Handles T-Handles

Illustration Sheet and Catalog Number

Type 3R Double-Door Enclosure Padlock Handle



Type 3R Padlock Handle	
Catalog Number	Description
25350 A	Type 3R padlock handle

Type 3R Padlock Handle is intended to be used as a replacement mechanism for Type 3R Double-Door Enclosures. It is designed to fit existing 3-pt locking rod and cam assembly. The handle is steel with a bright plated finish.

Discount Schedule: C2

Subclass: DS0

Type 1 & 3R Double-Door Telephone Cabinet T-Handle Lock



Type 1 & 3R T-Handle Lock	
Catalog Number	Description
25421 A	T-handle lock

T-Handle Lock is intended to be used as a replacement mechanism for Type 1 Double Door Telephone Termination Cabinets, Type 3R Telephone Termination Cabinets. The handle is designed to fit doors that hinge on either the left or right side. Cam and adjustable hardware can be rotated accordingly. The lock is steel with a bright plated finish.

Discount Schedule: C2

Subclass: AS0

Notes: Dimensions are in inches. Millimeters shown are for reference only. Data subject to change without notice.

Locks, Latches, Inserts, & Handles Inserts

Illustration Sheet and Catalog Number

Type 4 & 12 Premier Enclosure Handle Inserts

Wall-Mount Handles

Padlocking, key-locking or non-locking handles are interchangeable with standard slotted quarter-turn flush latch on Premier series enclosures. Available keyed alike or keyed different, please specify when ordering.

Discount Schedule: C2

Subclass: TD0

Catalog Number	Description
WMHNL	Wall-mount handle, non-locking
WMHK-01	Wall-mount handle, key-locking - keyed 01
WMHK-02	Wall-mount handle, key-locking - keyed 02
WMHK-03	Wall-mount handle, key-locking - keyed 03
WMHK-04	Wall-mount handle, key-locking - keyed 04
WMHPTO	Wall-mount handle, padlockable



WMHNL
non-locking



WMHK-01 thru WMHK-04
key-lockable



WMHPTO
padlockable



Notes: Dimensions are in inches. Millimeters shown are for reference only. Data subject to change without notice.

Accessories

Locks, Latches, Inserts, & Handles Handles

Illustration Sheet and Catalog Number

Type 12 NEMA Single-Door Enclosure Padlock Handle Kit

NEMA 12 Padlock Handle	
Catalog Number	Description
25345 A	NEMA 12 padlock handle



NEMA 12 Padlock Handle Kits	
Catalog Number	Description
25345 A**	NEMA 12 padlock handle kit

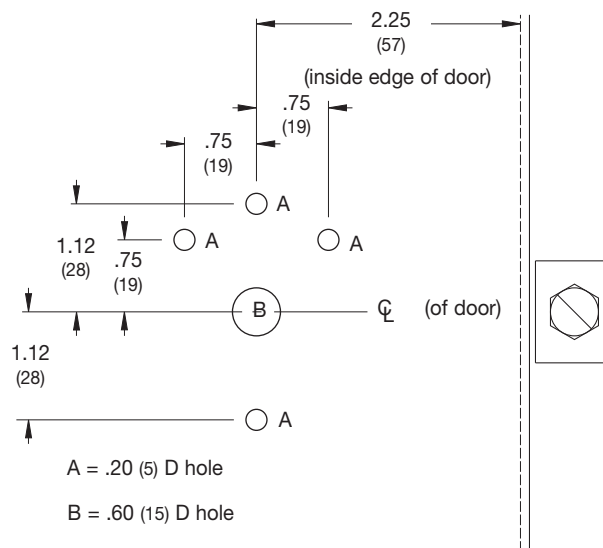
** Specify enclosure height after the catalog number, (20, 24, 30, 36, 42, 48, 60, 72). Example: 25345 A48 for 48 inch height.

NEMA 12 Padlock Handle Kits are intended for 3-pt field modification to most Type 12 Single Door Wall-Mount Enclosures with a standard height from 20 inches (508 mm) to 72 inches (1829 mm). The handle is heavy-duty and will rotate in both the counter-clockwise and clockwise directions. Below handle center is a padlock provision with holes large enough to accommodate up to a .43 inch (11 mm) shaft. Kits include a handle, cam, rods, spacer, rollers, adjustable rod guides and all the hardware necessary for assembly. Adjustable rod guides have multiple settings for desired gasket compression. Detailed instructions are also furnished which include a door hole pattern for field mounting the handle assembly (see detail 2 on this page). The handle is steel with a bright plated finish.



25345A36 shown

Discount Schedule: C2
Subclass: DSO



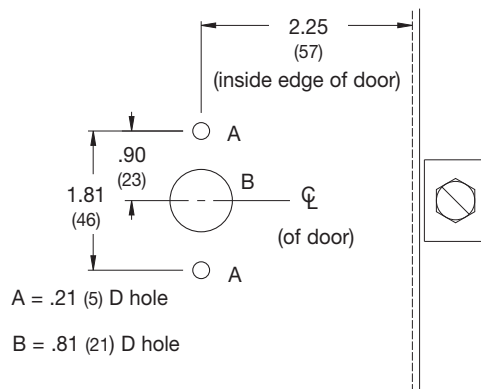
Hole Pattern Detail 2

Notes: Dimensions are in inches. Millimeters shown are for reference only. Data subject to change without notice.

Locks, Latches, Inserts, & Handles Handles

Illustration Sheet and Catalog Number

Type 12 Door Handle Kits



Hole Pattern Detail



Kit includes these parts and one of the handles shown above

Type 12 Door Handle	
Catalog Number	Description
25228 A	Type 12 handle CCW lock
25228 B	Type 12 handle CCW latch
25228 C	Type 12 handle CW lock
25228 D	Type 12 handle CW latch

Type 12 Door Handles can be used as a replacement lock or latch for Type 12 Consoles. These enclosures use a clockwise (CW) handle rotation, counter-clockwise (CCW) lock and latch are available. Handles are steel with a bright plated finish.

Type 12 Door Handle Kits	
Catalog Number	Description
25228 A**	Type 12 handle kit CCW lock
25228 B**	Type 12 handle kit CCW latch
25228 C**	Type 12 handle kit CW lock
25228 D**	Type 12 handle kit CW latch

** Specify enclosure height after the catalog number, (20, 24, 30, 36, 42, 48, 60, 72). (Example: 25228 A60 for 60 inch height)

Type 12 Door Handle Kits are intended for 3-pt field modifications to most Type 12 Wall-Mount Single-Door Enclosures with a height from 20 inches (508 mm) to 72 inches (1829 mm). Locks and latches are available in either counter-clockwise (CCW) or clockwise (CW) handle rotation. Kits include a handle, cam, rods, spacer, rollers, adjustable rod guides and all hardware necessary for assembly. The adjustable rod guides have multiple settings for desired gasket compression. Detailed instructions are also furnished which include a door hole pattern for field mounting the handle assembly (see detail on this page). Handles are steel with a bright plated finish.

Discount Schedule: C2
Subclass: DS0


Notes: Dimensions are in inches. Millimeters shown are for reference only. Data subject to change without notice.

Accessories

Locks, Latches, Inserts, & Handles Handles

Illustration Sheet and Catalog Number

Type 12 Door Handle Kits



Kit includes these parts shown above

Type 4 Door Handle		
Catalog Number	Description	Defeater
00011184 A	Type 4 handle	Turn Tool

The Type 4 door handles can be used as replacement locks for Type 12 double-door wallmounts, disconnect enclosures, and the EnviroShield enclosures. Handles are a zinc die-cast construction with a textured powder coat finish to provide durability and corrosion resistance. An optional built-in spring loaded defeater provides a two handed operation requirement and a standard padlockable handle trigger provides secondary security. A removable lock plug allows for clockwise or counter clockwise operation. Handles are supplied with nut, screw, and gasketing materials.

Discount Schedule: C2

Subclass: OAO

Type 4 Door Handle Kits		
Catalog Number	Description	Defeater
00011184 A**	Type 4 handle	Turn Tool


** Specify enclosure height after the catalog number, (20, 24, 30, 36, 42, 48, 60, 72). (Example: 00011184 A60 for 60 inch height)

Type 12 Door Handle Kits are intended for 3-point field modifications to most Type 12 and Type 4 Enclosures with a height from 20 inches (508 mm) to 72 inches (1829 mm). Kits include a handle, cam, rods, spacer, rollers, adjustable rod guides and all hardware necessary for assembly. The adjustable rod guides have multiple settings for desired gasket compression. Detailed instructions are also furnished which include a door hole pattern for field mounting the handle assembly (see detail on this page).

Discount Schedule: C2

Subclass: DSO

Type 4 Door Handle (cont. on page 423)



Type 4 Door Handle	
Catalog Number	Description
T4PKHB	Type 4 handle key-locking

The Type 4 door handles can be used as replacement locks for Type 12 free and floor standing enclosures, and Type 4 handle enclosures. Handles are a zinc die-cast construction with a textured powder coat finish to provide durability and corrosion resistance. A key-lock and padlockable handle trigger provides secondary security. A removable lock plug allows for clockwise or counter clockwise operation. Handles are supplied with nut, screw, a key, and gasketing materials.

Discount Schedule: C2

Subclass: OAO

Notes: Dimensions are in inches. Millimeters shown are for reference only. Data subject to change without notice.

Locks, Latches, Inserts, & Handles Handles

Illustration Sheet and Catalog Number

Type 4 Door Handle Kits (cont. from page 422)



Kit includes these parts shown above

New Type 4 Door Handle Kits	
Catalog Number	Description
T4PKHB**	Type 4 handle key-locking

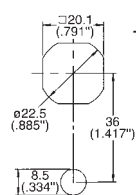
** Specify enclosure height after the catalog number, (20, 24, 30, 36, 42, 48, 60, 72). (Example: 00011184 A60 for 60 inch height)

Type 4 Door Handle Kits are intended for 3-point field modifications to most Type 12 and Type 4 Enclosures with a height from 20 inches (508 mm) to 72 inches (1829 mm). Kits include a handle, cam, rods, spacer, rollers, adjustable rod guides and all hardware necessary for assembly. The adjustable rod guides have multiple settings for desired gasket compression. Detailed instructions are also furnished which include a door hole pattern for field mounting the handle assembly (see detail on page 422).

Discount Schedule: C2

Subclass: DSO

Type 4X Door Handle & Door Handle Kits



Hole
Template

Type 4X Door Handle	
Catalog Number	Description
T4PHSS	Type 4X handle

The Type 4X door handles can be used as replacement locks for Type 4X wall-mounts and Type 4X free and floor standing enclosures. Handles are a die-cast stainless steel construction to provide durability and corrosion resistance. A standard padlockable handle trigger provides secondary security. A removable lock plug allows for clockwise (CW) or counter-clockwise (CCW) operation. Handles are supplied with nut, screw, and gasketing materials.

Discount Schedule: C2

Subclass: OA0



Kit includes these parts shown above

Type 4X Door Handle Kits	
Catalog Number	Description
T4PHSS**	Type 4X handle lock

** Specify enclosure height after the catalog number, (20, 24, 30, 36, 42, 48, 60, 72). (Example: T4PHSS A60 for 60 inch height)

Type 4X Door Handle Kits are intended for 3-point field modifications to most Type 4X enclosures with a height from 20 inches (508 mm) to 72 inches (1829 mm). Kits include a handle, cam, rods, spacer, rollers, adjustable rod guides and all hardware necessary for assembly. The adjustable rod guides have multiple settings for desired gasket compression. Detailed instructions are also furnished which include a door hole pattern for field mounting the handle assembly (see detail on this page).

Discount Schedule: C2

Subclass: DSO

Notes: Dimensions are in inches. Millimeters shown are for reference only. Data subject to change without notice.

Accessories

Clamp & Padlock Kits Clamps

Illustration Sheet and Catalog Number

Discount Schedule: C2
Subclass: DSO

Type 12 JIC Cover Clamp Kit



JIC 12 Cover Clamp Kit		
Catalog Number	Description	Quantity
J12CK2	Cover clamp kit	1 Kit

This kit is intended as replacement clamp parts on all JIC Type 12 hinge cover and clamp cover devices. Clamps will also fit NEMA 12 Feed-Through Wireway and NEMA 12 Wiring Trough. Each kit contains two each - plated steel cover clamps and plated screws.
1/4" hardware.

Type 4X/4 JIC Cover Clamp Kit



JIC 4 & 4X Cover Clamp Kit		
Catalog Number	Description	Quantity
J4XCK2	Cover clamp kit	1 Kit

This kit is intended as replacement clamp parts on all JIC Type 4X and JIC Type 4 Wall-Mount and Floor-Standing Enclosures. Each kit contains two each - stainless steel cover clamps stainless steel screws.
1/4" hardware.

Type 4X/4/12 JIC Fast-Access Clamp Kit



JIC Fast-Access Clamp Kit		
Catalog Number	Description	Quantity
L23	Fast-clamp, steel	1
L23SS	Fast-clamp, stainless	1

This kit is intended to be used in place of standard JIC cover clamps to provide quick access into an enclosure. Clamps will fit JIC Type 4X, 4 and 12 hinge and clamp cover enclosures. They will also replace the clamps used on NEMA 12 and 4X Feed-Through Wireway and NEMA 12 and 4X Wiring Trough. These clamps will **not** fit the JIC screw or quick-release cover designs. Each kit includes washers for fitting between the enclosure bracket and the fast-access clamp to control gasket compression. Kits are available in plated steel (Type 12 Enclosures) and stainless steel (Type 4X & 4 Enclosures). UL Listed.

Notes: Dimensions are in inches. Millimeters shown are for reference only. Data subject to change without notice.

Clamp & Padlock Kits

Clamps

Illustration Sheet and Catalog Number

Discount Schedule: C2

Subclass: DS0

Type 12 NEMA Cover Clamp Kit



Type 12 Door Clamp Kit		
Catalog Number	Description	Quantity
N12CK2	Door clamp kit	1 Kit

This kit is intended as replacement clamp parts on Type 12 Single Door Wall-Mount Enclosures. Each kit contains two each - door clamps, screws, springs and washers. The clamps, screws and washers are plated steel, the springs are stainless steel.
1/4" hardware.

Type 4X/4 NEMA Cover Clamp Kit



Type 4 & 4X Door Clamp Kit		
Catalog Number	Description	Quantity
N4XCK2	Door clamp kit	1 Kit

This kit is intended as replacement clamp parts on Type 4X and Type 4 Wall-Mount and Floor Standing Enclosures. Each kit contains two each - door clamps, screws, springs and washers. All clamp parts and hardware are stainless steel.
1/4" hardware.

Type 4X/4/12 NEMA Fast-Access Clamp Kit



NEMA Fast-Access Clamp Kit		
Catalog Number	Description	Quantity
FC412SS	Fast-clamp, stainless steel	1 Kit

This kit is intended to be used in place of standard NEMA door clamps to provide quick access into an enclosure. Clamps will fit Type 4X, 4 and 12 Single Door Wall-Mount Enclosures. They will also replace the clamps used on Type 4X and Type 4 Floor Standing Enclosures. Each kit contains two each - door clamps, fast access screw fasteners, springs and washers. Gasket compression is controlled by turning the handle in or out of the bracket. UL Listed.

Notes: Dimensions are in inches. Millimeters shown are for reference only. Data subject to change without notice.

Clamp & Padlock Kits
Padlock Kit
Illustration Sheet and Catalog Number

JIC Padlock Kit



JIC Padlock Kit	
Catalog Number	Description
PLKJIC	Padlock Kit
PLKJICSS6	Padlock Kit Type 316 Stainless Steel

The JIC Padlock Kit is designed to field install on all JIC type and Larger Type 12 CHSC Enclosures. Mounting hardware and instruction are provided.

Discount Schedule: C2
Subclass: DS0 & D10



Notes: Dimensions are in inches. Millimeters shown are for reference only. Data subject to change without notice.