

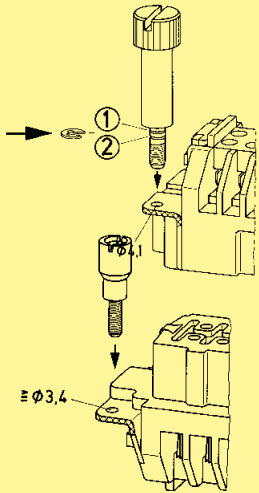
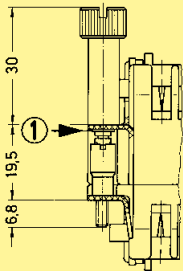


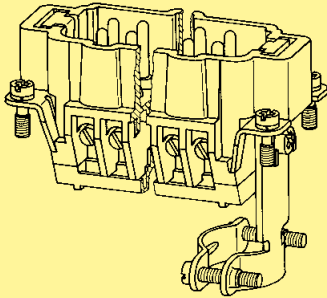



Identification	Part number	Drawing	Dimensions in mm
<p>Special insert fixing screws Screw pin</p>  <p>Bush</p> 	<p>09 33 000 9910¹⁾</p> <p>09 33 000 9912¹⁾</p>	 <p>Mounting example</p> 	<p>When using inserts without hoods or housings and requiring a locking facility this system is suitable for all rectangular connectors of the Han® series. For each connector we recommend two screw pins and two bushes as shown which are fitted diagonally to the inserts instead of the ordinary fixing screws. Holes for fixing to be drilled as shown.</p>
<p>Straight cable clamp fitting straight</p>  <p>angled</p>  <p>Range of delivery: Cable clamp fitting with 2 screws M3 Fixing screw M4 with washer</p>	<p>09 00 000 5340</p> <p>09 00 000 5339</p>	  <p>Clamping range of strain relief clamp: 9...19 mm</p>	<p>When using inserts without hoods or housings and requiring a strain relief this system is suitable for all rectangular connectors of series Han DD®, Han® 40-64 D, Han E® / Han® ES, Han® HsB, Han Hv E® / Han® Hv ES, Han® EE, Han® K 8/24. Fitted at the opposite end to the PE-termination.</p>

¹⁾ Order 2 pieces for one connector

Stock items in bold type