



## PS116-T11-STR-R200

- connector plug M12, right
- Slow action 1 Normally open contact (NO) / 1 Opener (NC)
- Thermoplastic enclosure
- Symmetric enclosure
- Protection class IP66, IP67
- plastic roller Ø 9,5 mm

## Data

### Ordering data

Product type description	PS116-T11-STR-R200
Article number (order number)	103006600
EAN (European Article Number)	4030661442495
eCl@ss number, version 12.0	27-27-26-01
eCl@ss number, version 11.0	27-27-26-01
eCl@ss number, version 9.0	27-27-26-01
ETIM number, version 7.0	EC000030
ETIM number, version 6.0	EC000030

### Approvals - Standards

Certificates	cULus CCC EAC
--------------	---------------------

### General data

Standards	EN IEC 60947-5-1
Terminal (mechanical)	right
Housing construction form	Norm construction design
Actuator type to EN 50047	c
Enclosure material	Plastic, glass-fibre reinforced thermoplastic, zinc die-cast, chromated
Material of the contacts, electrical	Silver
Gross weight	140 g

### General data - Features

Safety functions	Yes
Number of auxiliary contacts	1
Number of safety contacts	1

### Safety classification

Standards	EN ISO 13849-1
Mission time	20 Year(s)

### Safety classification - Safety outputs

B <sub>10D</sub> Normally-closed contact (NC)	20,000,000 Operations
---	-----------------------

### Mechanical data

Actuating element	Roller plunger R200
Mechanical life, minimum	10,000,000 Operations
Actuating force, minimum	10 N
Positive break force, minimum	40 N
Actuating speed, minimum	60 mm/min
Actuating speed, maximum	0.5 m/s

Note (Actuating speed)	Actuating speed with actuating angle 30° to switch axis
Actuating torque, minimum	0.2 Nm
Positive break torque	0.6 Nm

### Mechanical data - Connection technique

Termination	Connector M12, 4-pole
Wire cross-section	0.5 mm <sup>2</sup>

### Mechanical data - Dimensions

Length of sensor	16.6 mm
Width of sensor	31 mm
Height of sensor	74.1 mm
Diameter of Castor	9.5 mm

### Ambient conditions

Degree of protection	IP67 IP66
Ambient temperature, minimum	-30 °C
Ambient temperature, maximum	+80 °C

### Ambient conditions - Insulation values

Rated insulation voltage $U_i$	300 V
Rated impulse withstand voltage $U_{imp}$	2.5 kV

### Electrical data

Thermal test current	2.5 A
Required rated short-circuit current	1,000 A

Utilisation category AC-15	240 VAC
Utilisation category AC-15	1.5 A
Utilisation category DC-13	24 VDC
Utilisation category DC-13	1.5 A
Switching element	NO contact, NC contact
Switching principle	Slow action
Bounce duration, maximum	3 ms
Switching frequency	5,000 /h
Switchover time, maximum	5.5 ms

## Ordering code

Product type description:

PS116-(1)-(2)-(3)-(4)

(1)

<b>Z11</b>	Snap action 1 NO contact / 1 NC contact
<b>Z02</b>	Snap action 2 NC contacts
<b>Z12</b>	Snap action 1 NO contact / 2 NC contact
<b>Z11R</b>	Snap action 1 NO contact / 1 NC contact with latching
<b>Z02R</b>	Snap action 2 NC contacts with latching
<b>Z12R</b>	Snap action 1 NO contact / 2 NC contact with latching
<b>T11</b>	Slow action 1 NO contact / 1 NC contact
<b>T02</b>	Slow action 2 NC contacts
<b>T20</b>	Slow action 2 NO contact
<b>T12</b>	Slow action 1 NO contact / 2 NC contact
<b>T21</b>	Slow action 2 NO contact / 1 NC contact
<b>T03</b>	Slow action 3 NC contacts
<b>T11UE</b>	Slow action 1 NO contact / 1 NC contact with overlapping contacts
<b>T02H</b>	Slow action 2 NC contacts with staggered contacts

(2)

---

<b>L200</b>	Connecting cable bottom, cable length 2 m
<b>LR200</b>	Connecting cable right, cable length 2 m
<b>LR300</b>	Connecting cable right, cable length 3 m
<b>LR500</b>	Connecting cable right, cable length 5 m
<b>ST</b>	Connector plug M12 - plastic - bottom
<b>STR</b>	Connector plug M12, right

(3)

---

<b>S200</b>	plunger S200 Ø 6 mm
<b>R200</b>	Roller plunger R200
<b>K200</b>	Offset roller lever - plastic roller- width 5.3 mm - Ø 12 mm
<b>K210</b>	Offset roller lever - plastic roller- width 5mm - Ø 14mm
<b>K230</b>	Angle roller lever - plastic roller Ø 14 mm
<b>K240</b>	Angle roller lever with plastic roller Ø 22 mm - right-bent
<b>K250</b>	Angle roller lever with plastic roller Ø 22 mm - left-bent
<b>H200</b>	Roller lever - plastic roller Ø 16 m - lever length 24 mm
<b>N200</b>	Roller lever 2 mm Toothing (24...26mm) - Plastic roller Ø 20 mm - Width 9.8 mm
<b>J200</b>	Rod lever - plastic - 200mm -Ø 6mm

(4)

---

<b>0</b>	Material Castor/Lever: Plastic
<b>1</b>	Material Castor/Lever: Stainless steel
<b>2</b>	Material Castor/Lever: Brass
<b>3</b>	Material Castor/Lever: Aluminium
<b>4</b>	Material Castor/Lever: Steel

## Pictures

**Product picture (catalogue individual photo)**

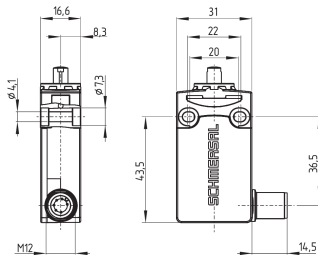


ID: kps1rf03

| 545.1 kB | .jpg | 352.425 x 410.281 mm - 999 x 1163 px - 72 dpi

| 35.0 kB | .png | 74.083 x 86.078 mm - 210 x 244 px - 72 dpi

## Dimensional drawing basic component



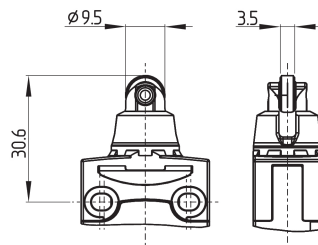
ID: kps11g01

| 224.3 kB | .ai | 200 x 200 mm - 566 x 566 px - 72 dpi

| 4.8 kB | .png | 74.083 x 58.561 mm - 210 x 166 px - 72 dpi

| 132.8 kB | .jpg | 352.778 x 279.047 mm - 1000 x 791 px - 72 dpi

## Dimensional drawing actuator



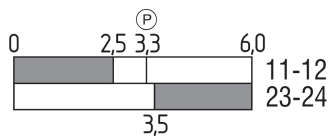
ID: kps11b02

| 352.8 kB | .ai | 126.86 x 84.573 mm - 359 x 239 px - 72 dpi

| 6.6 kB | .png | 74.083 x 49.389 mm - 210 x 140 px - 72 dpi

| 143.9 kB | .jpg | 352.778 x 272.344 mm - 1000 x 772 px - 72 dpi

## Switch travel diagram



ID: kps11s04

| 1.8 kB | .png | 74.083 x 29.986 mm - 210 x 85 px - 72 dpi

| 51.9 kB | .jpg | 352.778 x 142.522 mm - 1000 x 404 px - 72 dpi

## Diagram



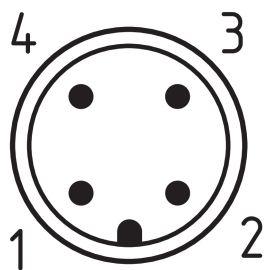
ID: kps16k06

| 1.3 MB | .cdr |

| 52.0 kB | .jpg | 352.778 x 64.206 mm - 1000 x 182 px - 72 dpi

| 2.5 kB | .png | 74.083 x 13.406 mm - 210 x 38 px - 72 dpi

## Contact arrangement



ID: km12-k4c

| 4.2 kB | .png | 74.083 x 74.083 mm - 210 x 210 px - 72 dpi

| 113.3 kB | .jpg | 352.778 x 352.778 mm - 1000 x 1000 px - 72 dpi

Schmersal, Inc., 15 Skyline Drive, Hawthorne, NY 10532

The details and data referred to have been carefully checked. Images may diverge from original. Further technical data can be found in the manual. Technical amendments and errors possible.

Generated on: 12/13/2022, 6:53 AM