



PS116-T12-LR200-H200

- Pre-wired cable right, 2 m
- Slow action 1 Normally open contact (NO) / 2 Opener (NC)
- Thermoplastic enclosure
- Symmetric enclosure
- Lever angle adjustable in 15° steps
- Protection class IP66, IP67
- Actuator heads can be repositioned by 8 x 45°

Data

Ordering data

Product type description	PS116-T12-LR200-H200
Article number (order number)	103006594
EAN (European Article Number)	4030661442433
eCl@ss number, version 12.0	27-27-26-01
eCl@ss number, version 11.0	27-27-26-01
eCl@ss number, version 9.0	27-27-26-01
ETIM number, version 7.0	EC000030
ETIM number, version 6.0	EC000030

Approvals - Standards

Certificates	cULus CCC EAC
--------------	---------------------

General data

Standards	EN IEC 60947-5-1
Terminal (mechanical)	right
Housing construction form	Norm construction design
Actuator type to EN 50047	A
Enclosure material	Plastic, glass-fibre reinforced thermoplastic, zinc die-cast, chromated
Material of the contacts, electrical	Silver

General data - Features

Safety functions	Yes
Number of auxiliary contacts	1
Number of safety contacts	2

Safety classification

Standards	EN ISO 13849-1
Mission time	20 Year(s)

Safety classification - Safety outputs

B _{10D} Normally-closed contact (NC)	20,000,000 Operations
---	-----------------------

Mechanical data

Actuating element	Roller lever H200
Mechanical life, minimum	10,000,000 Operations
Positive break force, minimum	40 N
Actuating speed, minimum	60 mm/min
Actuating speed, maximum	1 m/s
Actuating torque, minimum	0.2 Nm

Positive break torque	0.6 Nm
-----------------------	--------

Mechanical data - Connection technique

Termination	Cable, 6-pole
Length of cable	2 m
Wire cross-section	0.5 mm ²
Cable type	LiYY

Mechanical data - Dimensions

Length of sensor	16.6 mm
Width of sensor	31 mm
Height of sensor	101 mm
Diameter of Castor	16 mm
Length of the lever	24 mm

Ambient conditions

Degree of protection	IP67 IP66
Ambient temperature, minimum	-30 °C
Ambient temperature, maximum	+80 °C

Ambient conditions - Insulation values

Rated insulation voltage U_i	300 V
Rated impulse withstand voltage U_{imp}	4 kV

Electrical data

Thermal test current	5 A
----------------------	-----

Required rated short-circuit current	1,000 A
Utilisation category AC-15	240 VAC
Utilisation category AC-15	3 A
Utilisation category DC-13	24 VDC
Utilisation category DC-13	1.5 A
Switching element	NO contact, NC contact
Switching principle	Slow action
Bounce duration, maximum	3 ms
Switching frequency	5,000 /h
Switchover time, maximum	5.5 ms

Ordering code

Product type description:

PS116-(1)-(2)-(3)-(4)

(1)

Z11	Snap action 1 NO contact / 1 NC contact
Z02	Snap action 2 NC contacts
Z12	Snap action 1 NO contact / 2 NC contact
Z11R	Snap action 1 NO contact / 1 NC contact with latching
Z02R	Snap action 2 NC contacts with latching
Z12R	Snap action 1 NO contact / 2 NC contact with latching
T11	Slow action 1 NO contact / 1 NC contact
T02	Slow action 2 NC contacts
T20	Slow action 2 NO contact
T12	Slow action 1 NO contact / 2 NC contact
T21	Slow action 2 NO contact / 1 NC contact
T03	Slow action 3 NC contacts
T11UE	Slow action 1 NO contact / 1 NC contact with overlapping contacts
T02H	Slow action 2 NC contacts with staggered contacts

(2)

L200	Connecting cable bottom, cable length 2 m
LR200	Connecting cable right, cable length 2 m
LR300	Connecting cable right, cable length 3 m
LR500	Connecting cable right, cable length 5 m
ST	Connector plug M12 - plastic - bottom
STR	Connector plug M12, right

(3)

S200	plunger S200 Ø 6 mm
R200	Roller plunger R200
K200	Offset roller lever - plastic roller- width 5.3 mm - Ø 12 mm
K210	Offset roller lever - plastic roller- width 5mm - Ø 14mm
K230	Angle roller lever - plastic roller Ø 14 mm
K240	Angle roller lever with plastic roller Ø 22 mm - right-bent
K250	Angle roller lever with plastic roller Ø 22 mm - left-bent
H200	Roller lever - plastic roller Ø 16 m - lever length 24 mm
N200	Roller lever 2 mm Toothing (24...26mm) - Plastic roller Ø 20 mm - Width 9.8 mm
J200	Rod lever - plastic - 200mm -Ø 6mm

(4)

0	Material Castor/Lever: Plastic
1	Material Castor/Lever: Stainless steel
2	Material Castor/Lever: Brass
3	Material Castor/Lever: Aluminium
4	Material Castor/Lever: Steel

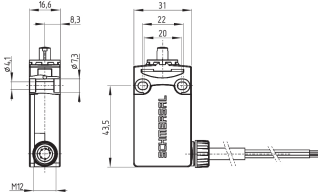
Pictures

Product picture (catalogue individual photo)



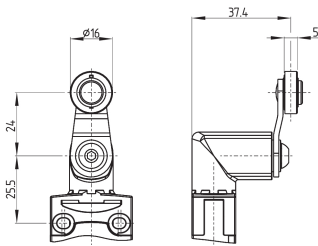
ID: kps1hf01
 | 247.0 kB | .jpg | 352.778 x 288.219 mm - 1000 x 817 px - 72 dpi
 | 17.8 kB | .png | 74.083 x 60.678 mm - 210 x 172 px - 72 dpi

Dimensional drawing basic component



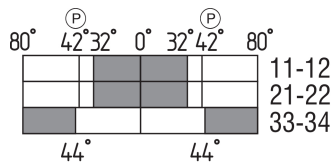
ID: kps11g04
 | 246.1 kB | .ai | 200 x 200 mm - 566 x 566 px - 72 dpi
 | 4.0 kB | .png | 74.083 x 44.803 mm - 210 x 127 px - 72 dpi
 | 98.3 kB | .jpg | 352.778 x 214.136 mm - 1000 x 607 px - 72 dpi

Dimensional drawing actuator



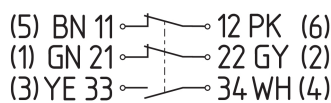
ID: kps11b09
 | 204.9 kB | .ai | 140.158 x 112.031 mm - 397 x 317 px - 72 dpi
 | 4.4 kB | .png | 74.083 x 59.267 mm - 210 x 168 px - 72 dpi
 | 132.3 kB | .jpg | 352.778 x 267.406 mm - 1000 x 758 px - 72 dpi

Switch travel diagram



ID: kps11s61
 | 2.3 kB | .png | 74.083 x 36.689 mm - 210 x 104 px - 72 dpi
 | 84.8 kB | .jpg | 352.778 x 173.919 mm - 1000 x 493 px - 72 dpi

Diagram



ID: kps16k09
 | 1.3 MB | .cdr |
 | 84.8 kB | .jpg | 352.778 x 97.367 mm - 1000 x 276 px - 72 dpi
 | 3.9 kB | .png | 74.083 x 20.461 mm - 210 x 58 px - 72 dpi

Schmersal, Inc., 15 Skyline Drive, Hawthorne, NY 10532

The details and data referred to have been carefully checked. Images may diverge from original. Further technical data can be found in the manual. Technical amendments and errors possible.

Generated on: 12/15/2022, 4:23 AM