



## PS215-Z02-S200

- Metal enclosure
- Design to EN 50047
- Quick connection technology as connection terminals rotated by 45°
- cable entry 1 x M20 x 1,5
- Plastic actuating element
- Diameter actuating element 6 mm
- LED version available

## Data

### Ordering data

Product type description	PS215-Z02-S200
Article number (order number)	103014953
EAN (European Article Number)	4030661500928
eCl@ss number, version 12.0	27-27-26-01
eCl@ss number, version 11.0	27-27-26-01
eCl@ss number, version 9.0	27-27-26-01
ETIM number, version 7.0	EC000030
ETIM number, version 6.0	EC000030

### Approvals - Standards

Certificates	cULus CCC EAC
--------------	---------------------

## General data

Standards	EN IEC 60947-5-1
Housing construction form	Norm construction design
Actuator type to EN 50047	B
Enclosure material	Metal, zinc die-cast
Enclosure coating material	painted
Material of the contacts, electrical	Silver
Gross weight	199 g

## General data - Features

Safety functions	Yes
Number of safety contacts	2

## Safety classification

Standards	EN ISO 13849-1
Mission time	20 Year(s)

## Safety classification - Safety outputs

B <sub>10D</sub> Normally-closed contact (NC)	20,000,000 Operations
---	-----------------------

## Mechanical data

Actuator	angled
Actuating element	plunger S200
Mechanical life, minimum	10,000,000 Operations
Positive break force, minimum	40 N
Actuating speed, minimum	10 mm/min
Actuating speed, maximum	0.5 m/s

## Mechanical data - Connection technique

Termination	Screw terminals M20 x 1.5
Cable section, minimum	0.34 mm <sup>2</sup>
Cable section, maximum	1.5 mm <sup>2</sup>

## Mechanical data - Dimensions

Length of sensor	32.5 mm
Width of sensor	31 mm
Height of sensor	75.5 mm

## Ambient conditions

Degree of protection	IP67 IP66
Ambient temperature, minimum	-30 °C
Ambient temperature, maximum	+80 °C

## Ambient conditions - Insulation values

Rated insulation voltage $U_i$	250 V
Rated impulse withstand voltage $U_{imp}$	4 kV

## Electrical data

Thermal test current	10 A
Required rated short-circuit current	400 A
Utilisation category AC-15	240 VAC
Utilisation category AC-15	3 A
Utilisation category DC-13	24 VDC

Utilisation category DC-13	3 A
Switching element	2 NC contact
Switching principle	Snap action
Switching frequency	5,000 /h

## Ordering code

Product type description:

PS2(2)-(3)-(4)-(5)-(6)-(7)-(8)-(9)-(10)-(11)-(12)

(1)

<b>without</b>	non-EX version
<b>EX</b>	Types of protection Ex d and t, to Zone 1/21
<b>EXI</b>	Types of protection Ex i and t, up to Zone 1/21

(2)

<b>215</b>	Metal enclosure
<b>216</b>	Thermoplastic enclosure
<b>226</b>	Plastic housing with 2 cable entries

(3)

<b>without</b>	L-hole (standard)
<b>L</b>	elongated hole

(4)

<b>Z11</b>	Snap action 1 NO contact / 1 NC contact
<b>Z02</b>	Snap action 2 NC contacts
<b>Z12</b>	Snap action 1 NO contact / 2 NC contact
<b>Z11R</b>	Snap action 1 NO contact / 1 NC contact with latching
<b>Z01R</b>	Snap action 1 NC contact with latching
<b>Z02R</b>	Snap action 2 NC contacts with latching
<b>T11</b>	Slow action 1 NO contact / 1 NC contact

<b>T02</b>	Slow action 2 NC contacts
<b>T20</b>	Slow action 2 NO contact
<b>T12</b>	Slow action 1 NO contact / 2 NC contact
<b>T21</b>	Slow action 2 NO contact / 1 NC contact
<b>T03</b>	Slow action 3 NC contacts
<b>T11UE</b>	Slow action 1 NO contact / 1 NC contact with overlapping contacts
<b>T02H</b>	Slow action 2 NC contacts with staggered contacts
<b>T11K</b>	Slow action 1 NO contact + 1 NC contact - short-stroke
<b>T10</b>	Slow action 1 NO contact
<b>T02K</b>	Slow action 2 NO contacts short-stroke
<b>T20H</b>	Slow action 2 NO contacts staggered

(5)

---

<b>without</b>	Contacts silver plated (Standard)
<b>A1</b>	Gold contacts 0,3 µm
<b>A2</b>	Gold contacts 1,0 µm
<b>A3</b>	Gold contacts 3,0 µm

(6)

---

<b>without</b>	without indication light
<b>G</b>	integrated status display

(7)

---

<b>without</b>	Cable entry M20
<b>M16</b>	cable entry M16
<b>ST</b>	Connector plug M12 - plastic - bottom
<b>STR</b>	Connector plug M12, right
<b>STL</b>	Connector plug M 12, left
<b>STM</b>	Connector plug M12, metal

(8)

---

<b>S200</b>	plunger S200 Ø 6 mm
<b>S210</b>	Plunger Ø 8,6 mm
<b>S211</b>	Plunger Ø 10,3 mm
<b>S221</b>	Plunger Ø 9,8 mm
<b>R200</b>	Roller plunger R200
<b>R201</b>	Roller plunger - stainless steel roller Ø 9,5mm
<b>R210</b>	Roller plunger - plastic roller Ø 12mm
<b>K201</b>	Roller plunger - stainless steel roller - width 5,3 mm - Ø 12mm
<b>K200</b>	Offset roller lever - plastic roller- width 5.3 mm - Ø 12 mm
<b>K201</b>	Roller plunger - stainless steel roller - width 5,3 mm - Ø 12mm
<b>K210</b>	Offset roller lever - plastic roller- width 5mm - Ø 14mm
<b>K211</b>	Offset roller lever - stainless steel roller - width 5mm - Ø 14mm
<b>K220</b>	Offset roller lever - plastic roller- width 7.6 mm - Ø 14 mm
<b>K230</b>	Angle roller lever - plastic roller Ø 14 mm
<b>K231</b>	Roller plunger - stainless steel roller Ø 14mm (Standard)
<b>K240</b>	Angle roller lever with plastic roller Ø 22 mm - right-bent
<b>K250</b>	Angle roller lever with plastic roller Ø 22 mm - left-bent
<b>H200</b>	Roller lever - plastic roller Ø 16 m - lever length 24 mm
<b>H202</b>	Roller lever - brass roller Ø 16mm - lever length 24mm (Standard)
<b>H230</b>	Roller lever - plastic roller Ø 16mm - lever length 28 mm
<b>H232</b>	Roller lever - brass roller Ø 16mm - lever length 28 mm
<b>H236</b>	Roller lever - rubber roller Ø 16mm - lever length 28 mm
<b>N200</b>	Roller lever 2 mm Toothing (24...26mm) - Plastic roller Ø 20 mm - Width 9.8 mm
<b>N201</b>	Roller lever adjustable in 2 mm steps (24...66mm) - stainless steel roller Ø 20mm - width 9,8 mm
<b>N202</b>	Roller lever - adjustable in 2 mm steps (24...66mm) - brass roller Ø 20mm - width 9,8 mm

<b>N206</b>	Roller lever - adjustable in 2 mm steps (24...66mm) - rubber roller Ø 50mm - width 16 mm
<b>N210</b>	Roller lever - adjustable in 2 mm steps (24...66mm) - plastic roller Ø 20mm - width 5 mm - long- angled - locking washer
<b>N280</b>	Roller lever -adjustable in 2 mm steps (24...66mm) - plastic roller Ø 20mm - width 5 mm - long - locking washer
<b>J200</b>	Rod lever - plastic - 200mm -Ø 6mm
<b>J201</b>	Rod lever - stainless steel - 200mm -Ø 6mm (Standard)
<b>J203</b>	Rod lever - aluminium - 200mm -Ø 6mm
<b>F230</b>	Spring rod - stainless steel - 150.4 mm
<b>F231</b>	Spring rod - stainless steel - 70.2 mm
<b>A200</b>	Special actuating bolt - plastic - valve control

(9)

---

<b>without</b>	no intent rotation (Standard)
<b>U1</b>	intent rotation 45°
<b>U2</b>	intent rotation 90°
<b>U3</b>	intent rotation 135°
<b>U4</b>	intent rotation 180°
<b>U5</b>	intent rotation 225°
<b>U6</b>	intent rotation 275°
<b>U7</b>	intent rotation 315°

(10)

---

<b>without</b>	no lever rotation (Standard)
<b>X1</b>	lever rotation 15°
<b>X2</b>	lever rotation 30°
<b>X3</b>	lever rotation 45°
<b>X4</b>	lever rotation 60°
<b>X5</b>	lever rotation 75°
<b>X6</b>	lever rotation 90°

<b>X7</b>	lever rotation 105°
<b>X8</b>	lever rotation 120°
<b>X9</b>	lever rotation 135°
<b>X10</b>	lever rotation 150°
<b>X11</b>	lever rotation 165°
<b>X12</b>	lever rotation 180°
<b>X13</b>	lever rotation 195°
<b>X14</b>	lever rotation 210°
<b>X15</b>	lever rotation 225°
<b>X16</b>	lever rotation 240°
<b>X17</b>	lever rotation 255°
<b>X18</b>	lever rotation 270°
<b>X19</b>	lever rotation 285°
<b>X20</b>	lever rotation 300°
<b>X21</b>	lever rotation 315°
<b>X22</b>	lever rotation 330°
<b>X23</b>	lever rotation 345°

(11)

---

<b>without</b>	Roller outside (Standard)
<b>I</b>	Roller inside

(12)

---

<b>without</b>	-30...+80°C (Standard)
<b>T</b>	-40...+80°C

(13)

---

(14)

---

<b>without</b>	Zone 2 and 22
<b>3GD</b>	Zone 2 and 22



2D

Zone 21

3D

Zone 22

## Pictures

### Product picture (catalogue individual photo)

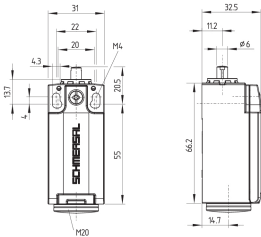


ID: kps2sf01

| 1.1 MB | .jpg | 352.778 x 630.767 mm - 1000 x 1788 px - 72 dpi

| 68.0 kB | .png | 74.083 x 132.292 mm - 210 x 375 px - 72 dpi

### Dimensional drawing basic component

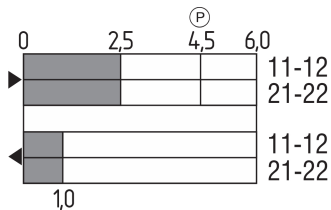


ID: kps2xg01

| 4.4 kB | .png | 74.083 x 68.086 mm - 210 x 193 px - 72 dpi

| 111.3 kB | .jpg | 352.778 x 323.85 mm - 1000 x 918 px - 72 dpi

### Switch travel diagram

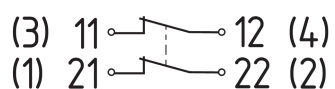


ID: kps11s02

| 2.1 kB | .png | 74.083 x 47.625 mm - 210 x 135 px - 72 dpi

| 71.4 kB | .jpg | 352.778 x 226.483 mm - 1000 x 642 px - 72 dpi

### Diagram



ID: kps2xk08

| 56.1 kB | .jpg | 352.778 x 110.067 mm - 1000 x 312 px - 72 dpi

| 2.6 kB | .png | 74.083 x 22.931 mm - 210 x 65 px - 72 dpi

Schmersal, Inc., 15 Skyline Drive, Hawthorne, NY 10532

The details and data referred to have been carefully checked. Images may diverge from original. Further technical data can be found in the manual. Technical amendments and errors possible.

Generated on: 12/16/2022, 3:14 AM