



RSS32S123

Data

Ordering data

Product type description	RSS32S123
Article number (order number)	101195375
EAN (European Article Number)	4030661487199
eCl@ss number, version 12.0	27-37-12-13
eCl@ss number, version 11.0	27-37-12-13
eCl@ss number, version 9.0	27-37-12-13
ETIM number, version 7.0	EC000222
ETIM number, version 6.0	EC000222

General data

Standards	EN IEC 60947-5-1 EN IEC 60947-1
Versions	Key - Selector switch - Front plate mounting
Installation conditions (mechanical)	arbitrarily

Sealing type	Membrane Lip gaskets Form seals
Material of the cylinder lock	Steel
Material of the front ring	Aluminium
Colour of the cylinder lock	Silver
Colour of the front ring	Silver
Gross weight	100 g

General data - Features

Latching	Yes
Fully insulated	Yes
Number of plunger	2
Number of switch positions	3

Mechanical data

Unlocking	Rotating unlatcher
Key withdrawal position	Position 0, I and II
Latching position	right left
Mechanical life, minimum	300,000 Operations
Switching angle, left	90 °
Switching angle, right	90 °
Mounting	Mounting flange EFM
Tightening torque of the screw	0.6 Nm
Key number	EKM30

Mechanical data - Dimensions

Diameter total	39.5 mm
----------------	---------

Diameter of the front ring	39.5 mm
diameters for the cylinder lock	22 mm
Diameter hole	22.3 mm
Diameter hole, with tolerance indication	22.3 + 0.4 mm
Height with key inserted	58 mm
Thickness, of the front panel, minimum	1 mm
Thickness of the front panel, maximum	6 mm
Spacing	50 x 60 mm

Ambient conditions

Degree of protection	IP65
Ambient temperature, minimum	+0 °C
Ambient temperature, maximum	+75 °C
Restistance to shock	50 g

Scope of delivery

Scope of delivery	2 keys
-------------------	--------

Note

Note (General)	Special closure on request
----------------	----------------------------

Ordering code

Product type description:

(1)DT(8)(2)	Pushbutton
(1)DM(2)	Pushbutton with diaphragm for dust protection
(1)DL(8)(2)	Illuminated pushbutton

(1)DLM(2)	Illuminated pushbutton with diaphragm for dust protection
(1)ML(2)	Indicator light with flat collar
(1)MLH(2)	Indicator light with high collar
(1)DP(3)(8)(2)	Mushroom head impact button without latching
(1)DTP(3)(8)(2)	Mushroom head impact button without latching (only N-programm)
(1)DLP(3)(8)(2)	Mushroom head impact button illuminated, without latching (only N programme)
(1)DRR(3)(8)(2)	Mushroom head impact button with latching, unlock by turning and pulling (pulling only in N programme)
(1)DRZ(3)(8)(2)	Mushroom head impact button with latching, unlock by pulling
(1)WS21(4)(5)	Selector switch with 2 positions:
(1)WT21(4)(5)	Selector switch with 1 momentary position
(1)WS32(4)(5)	Selector switch with 3 maintained positions
(1)WT32(4)(5)	Wahlschalter mit 2 Taststellungen
(1)WST32(4)(5)	Selector switch: switching, latching
(1)WTS32(4)(5)	Selector switch: latching, switching
(1)SS21S(4)(5)	Key-operated selector switch with 2 maintained positions
(1)ST21S(4)(5)	Key-operated selector switch with 1 momentary position
(1)SS32S(4)(5)	Key-operated selector switch with 3 maintained positions
(1)ST32S(4)(5)	Key-operated selector switch with 2 momentary positions, left and right
(1)SST32S(4)(5)	Key-operated selector switch: switching, latching
(1)STS32S(4)(5)	Key-operated selector switch: latching, switching

B

Blanking plug

(1)

-	Command and signalling devices:
E	"E" program
N	"N" program
R	"R" program

(2)

-	Colour of button surface:
SW	Black
GB	Yellow
RT	Red
GN	Green
WS	White
BL	Blue
GR	Grey

(3)

-	Head diameter of mushroom head impact button 30 mm:
30	30 mm
35	35 mm
40	40 mm
42	42 mm
45	45 mm
50	50 mm
55	55 mm
70	70 mm

(4)

-	Toggle length in mm:
without	Short toggle
.1	Long toggle

(5)

-	Colour of toggle:
without	Grey
WS	White

(6)

-	Key-withdrawal position (3 positions):
1	Position left
2	Position middle
3	Position right

(7)

-	Key-withdrawal position (2 positions):
1	Position left
2	Position right

(8)

-	Colour of diaphragm (only N programme):
without	White
GR/	Black
BL/	Blue

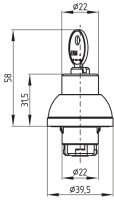
Pictures

Product picture (catalogue individual photo)



ID: krss-f01
| 834.8 kB | .jpg | 352.778 x 613.481 mm - 1000 x 1739 px - 72 dpi
| 64.3 kB | .png | 74.083 x 128.764 mm - 210 x 365 px - 72 dpi

Dimensional drawing basic component



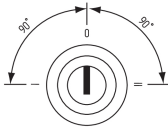
ID: 1rss-g01

| 60.8 kB | .cdr |

| 5.0 kB | .png | 74.083 x 51.506 mm - 210 x 146 px - 72 dpi

| 54.3 kB | .jpg | 352.778 x 245.181 mm - 1000 x 695 px - 72 dpi

Diagram

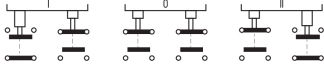


ID: krss-k02

| 1,022.0 kB | .ai | 70 x 70 mm - 198 x 198 px - 72 dpi

| 78.0 kB | .jpg | 352.778 x 226.483 mm - 1000 x 642 px - 72 dpi

| 4.8 kB | .png | 74.083 x 47.625 mm - 210 x 135 px - 72 dpi



Schmersal, Inc., 15 Skyline Drive, Hawthorne, NY 10532

The details and data referred to have been carefully checked. Images may diverge from original. Further technical data can be found in the manual. Technical amendments and errors possible.

Generated on: 12/15/2022, 11:59 PM