

The CF and F Series

The CF and F Series is built around two enclosure designs. Both feature a slim style with flush side walls, while the F Series features an overhang cover style. Both are designed from fiberglass reinforced polyester and feature a continuous polyurethane gasket that provides a complete environmental seal.

These enclosures are ideal for compact or portable control or simply as a small junction box. Both of these streamlined series feature unobstructed sidewalls, captive stainless steel cover screws and a full range of sizes.

The F Series features a small overhang cover but also adds back panel mounting capabilities.

CF and F Series enclosures are designed for general electrical and electronic applications and any application that has associated environmental concerns.

CF and F Series Attributes

- Memory retaining continuous polyurethane gasket
- Captive stainless steel cover screws
- Chemically resistant fiberglass reinforced polyester
- Submersible, non corrosive, environmental design
- High impact resistance

CF Series Industry Standards

UL/cUL 50	File E64358 Type 1, 3R, 4X, 6P, 12
NEMA 250	Type 1, 3R, 4X, 6P, 12
CSA Std C22.2	File LR069014 Type 1, 3R, 4X, 6P, 12
UL1741	File E333478
Temperature Range	(-76°F to +274°F) (-60°C to +134°C)
Flammability Rating	UL94-5V
Self extinguishing	Non-halogenated, non-flame propagating
Chemical Resistance	Full chemical resistance charts listed in appendix
NFPA No. 101 Flame Spread	Class A (1)



Technical Specifications - CF Series

“CF” configuration - 4 cover screws, lift off cover



CF Construction

Material	Hot compression molded fiberglass reinforced polyester (thermoset)
Gasket	Poured polyurethane seamless gasket provides watertight, dust-tight environmental seal
Cover screws	Recessed captive stainless steel screws
Stainless Steel Hardware	300 Series stainless used on all external hardware
Enclosure mounting	Mounting wells located under the cover/outside the gasket area.
Soft Edge Design	Rounded edges, minimal protrusions or exposed pocket areas for assembly of dust and debris

CF Industry Standards

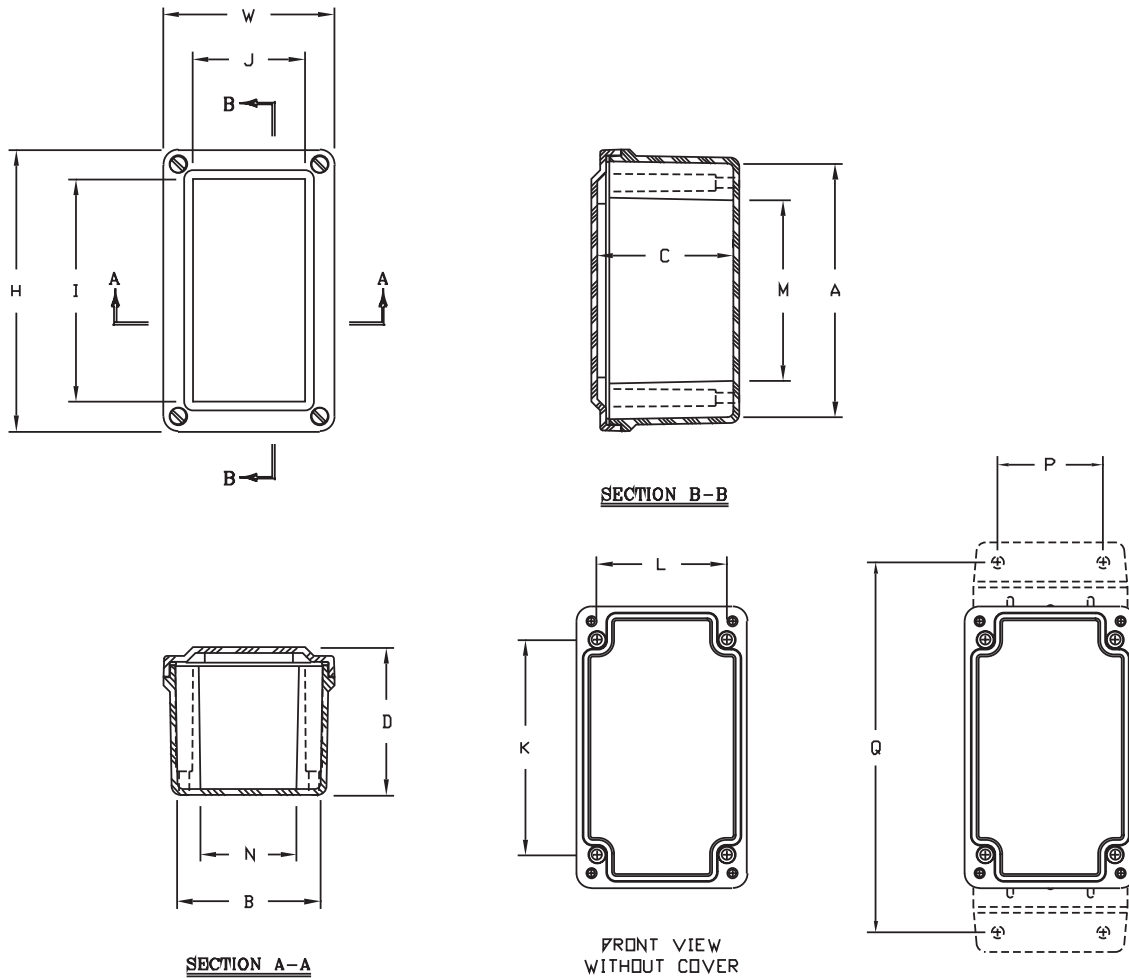
UL/cUL 50	File E64358 Type 1, 3R, 4X, 6P, 12
NEMA 250	Type 1, 3R, 4X, 6P, 12
CSA Std 22.2	File LR069014 Type 1, 3R, 4X, 6P, 12
Temperature Range	(-76°F to +274°F) (-60°C to +134°C)
Flammability Rating	UL94-5V
Self Extinguishing	Non-halogenated, non-flame propagating
Chemical Resistance	Full chemical resistance charts listed in appendix
NFPA No. 101 Flame Spread	Class A (1)

NOTES:

CF Modifications

Custom Colors	pg. 12 - 13
Silk Screening	pg. 12 - 13
EMI/RFI Shielding	pg. 12 - 13
Custom Window	pg. 12 - 13
Custom Cutouts/Holes	pg. 12 - 13

CF Series Technical Drawings



CF Series Enclosures

SIZE ID NUMBER	OVERALL H X W X D	INSIDE A X B X C	I	J	K	L	M	N	P	Q	SHIPPING WEIGHT
*CF332	3.72 x 3.63 x 2.95 (95 x 92 x 75)	3.13 x 3.03 x 2.70 (79 x 77 x 69)	0 (0)	0 (0)	2.31 (59)	2.75 (70)	1.59 (40)	2.03 (52)	2.2 (56)	4.4 (112)	0.9 lbs.
CF532	5.97 x 3.63 x 3.14 (152 x 92 x 80)	5.38 x 3.03 x 2.87 (137 x 77 x 73)	4.72 (120)	2.38 (61)	4.56 (116)	2.75 (70)	3.84 (98)	2.03 (52)	2.2 (56)	6.7 (169)	1.2 lbs.
CF644	6.63 x 3.81 x 3.89 (168 x 97 x 99)	6.00 x 3.19 x 3.63 (153 x 81 x 92)	5.31 (135)	2.50 (64)	4.88 (124)	2.94 (75)	4.13 (105)	2.19 (56)	2.2 (56)	7.3 (186)	1.5 lbs.
CF832	8.41 x 3.63 x 3.14 (214 x 92 x 80)	7.82 x 3.03 x 2.87 (199 x 77 x 73)	7.16 (182)	2.38 (60)	7.00 (178)	2.75 (70)	6.28 (160)	2.03 (52)	2.2 (56)	9.1 (231)	1.5 lbs.
CF844	8.88 x 3.81 x 3.89 (225 x 97 x 99)	8.26 x 3.19 x 3.63 (210 x 81 x 92)	7.56 (192)	2.50 (64)	7.13 (181)	2.94 (75)	6.38 (162)	2.19 (56)	2.2 (56)	9.6 (243)	1.8 lbs.
CF932	9.35 x 3.63 x 3.14 (237 x 92 x 80)	8.75 x 3.03 x 2.87 (222 x 77 x 73)	8.10 (206)	2.38 (60)	7.94 (202)	2.75 (70)	7.22 (183)	2.03 (52)	2.2 (56)	10.1 (256)	1.6 lbs.
CF1144	11.13 x 3.81 x 3.89 (283 x 97 x 99)	10.51 x 3.19 x 3.63 (267 x 81 x 92)	9.81 (249)	2.50 (64)	9.37 (238)	2.94 (75)	8.63 (219)	2.19 (56)	2.2 (56)	11.8 (300)	2.1 lbs.
CF1432	13.78 x 3.63 x 3.14 (350 x 92 x 80)	13.19 x 3.03 x 2.87 (335 x 77 x 73)	12.53 (318)	2.38 (60)	12.37 (314)	2.75 (70)	11.66 (296)	2.03 (52)	2.2 (56)	14.5 (368)	2.1 lbs.
CF1732	17.35 x 3.63 x 3.14 (441 x 92 x 80)	16.75 x 3.03 x 2.87 (426 x 77 x 73)	16.10 (409)	2.38 (60)	15.94 (405)	2.75 (70)	15.22 (387)	2.03 (52)	2.2 (56)	18 (458)	2.8 lbs.

*Flat Cover

All measures are in inches, items in parentheses are in millimeters

Technical Specifications - Small Junction Series

"F" configuration - 4 cover screws, lift off cover



F Construction

Material	Hot compression molded fiberglass reinforced polyester (thermoset)
Gasket	Poured polyurethane seamless gasket provides watertight, dust-tight environmental seal
Cover screws	Captive stainless steel screws
Stainless Steel Hardware	300 Series stainless used on all external hardware
Enclosure mounting	Mounting wells located under the cover/outside the gasket area.
Cover retention	Stainless steel beaded cover retention chain
Panel Mounting	Raised bosses with brass inserts accepting 10-32 screws for optional panel mounting
Soft Edge Design	Rounded edges, minimal protrusions or exposed pocket areas for assembly of dust and debris

F Industry Standards

UL/cUL 50	File E64358 Type 1, 3R, 4X, 6P, 12
NEMA 250	Type 1, 3R, 4X, 6P, 12
CSA Std 22.2	File LR069014 Type 1, 3R, 4X, 6P, 12
Temperature Range	(-76°F to +274°F) (-60°C to +134°C)
Flammability Rating	UL94-5V
Self Extinguishing	Non-halogenated, non-flame propagating
Chemical Resistance	Full chemical resistance charts listed in appendix
NFPA No. 101 Flame Spread	Class A (1)

F Accessories

Back Panels

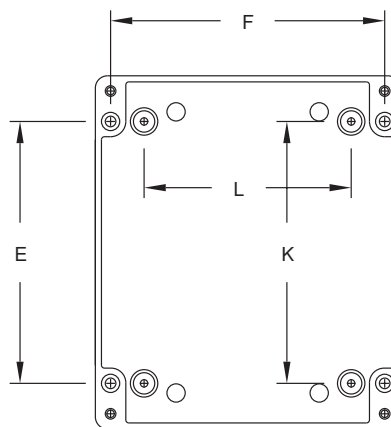
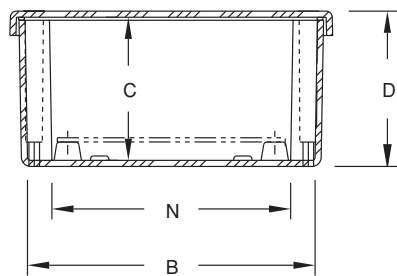
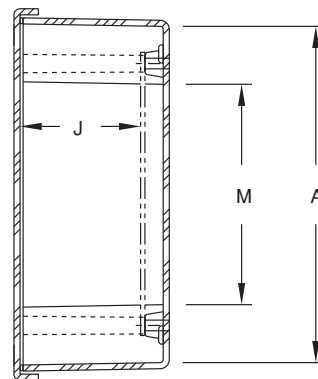
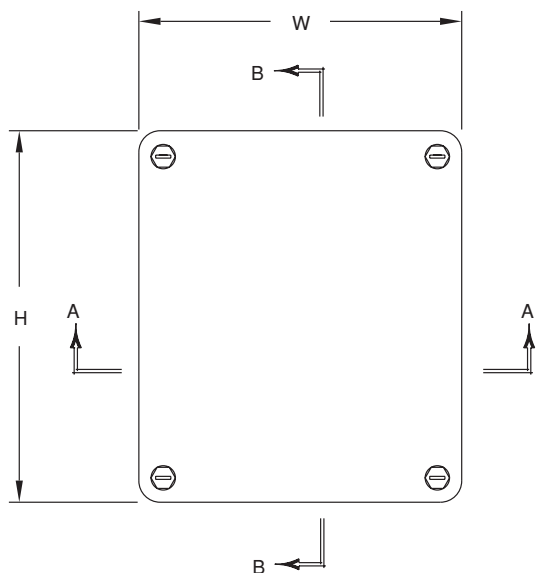
Aluminum	BP__AL	pg. 149 - 150
Fiberglass	BP__FG	pg. 149 - 150
Stainless Steel	BP__SS	pg. 149 - 150
Carbon Steel	BP__CS	pg. 149 - 150

F Modifications

Custom Colors	pg. 12 - 13
Silk Screening	pg. 12 - 13
EMI/RFI Shielding	pg. 12 - 13
Custom Window	pg. 12 - 13
Custom Cutouts/Holes	pg. 12 - 13

NOTES:

F Series Technical Drawings



SECTION A-A

FRONT VIEW
WITHOUT COVER

F Series Enclosures

SIZE ID NUMBER	OVERALL H X W X D	INSIDE A X B X C	MOUNTING E X F	J	K	L	M	N	SHIPPING WEIGHT	PANEL NUMBER
F 763	7.63 x 6.63 x 3.19 (194 x 168 x 81)	6.90 x 5.90 x 2.88 (175 x 150 x 73)	5.37 x 5.63 (137 x 143)	2.48 (63)	5.37 (137)	4.25 (108)	4.52 (115)	4.9 (124)	2.5 lbs.	BP76*
F 963	9.87 x 6.63 x 3.19 (251 x 168 x 81)	9.15 x 5.90 x 2.88 (232 x 150 x 73)	7.62 x 5.63 (194 x 143)	2.48 (63)	7.62 (194)	4.25 (108)	6.77 (172)	4.9 (124)	2.6 lbs.	BP96*

*Panel ordered separately

All measures are in inches, items in parentheses are in millimeters