

4 and 5-Wire M12 eurofast® Cordsets with LEDs

- Straight Female Connector
- NEMA 1, 3, 4, 6P
- IEC IP 68 Protection
- 10-30 VDC, 4 A



Housing Style	Part Number	Cable	Features	Pinout
	RKE 4.4T-* -P7X2	AWM PVC Grey 4x22 AWG 105°C 5.2 mm OD Cable #RF50516-*M†	PNP Signal, flexlife®	<ol style="list-style-type: none"> 1. BN 2. WH 3. BU 4. BK
	RKE 4.4T-* -P7X2/S90	AWM PUR Grey 4x22 AWG 105°C 5.2 mm OD Cable #RF50532-*M†	PNP Signal, Cut/Abrasion Immune	
	RKE 4.4T-* -P7X2/S101	AWM TPE Grey 4x22 AWG 105°C 5.7 mm OD Cable #RF50941-*M†	PNP Signal, flexlife-10, High Flex - Over 10 Million Cycles	
	RKE 4.4T-* -P7X2/XOR	AWM PVC Yellow 4x20 AWG 80°C 5.2 mm OD Cable #RF50522-*M†	PNP Signal, Weld Flash Immune, High Temp. Immune	
	RKE 4.5T-* -P7X2	AWM PVC Grey 5x22 AWG 105°C 5.7 mm OD Cable #RF50543-*M†	PNP Signal, flexlife	

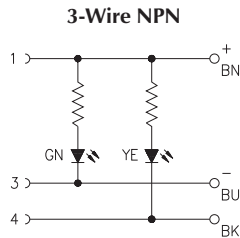
Cordsets

* Length in meters. Standard cable lengths are 2, 4, 6, 8 and 10 meters. Consult factory for other lengths.

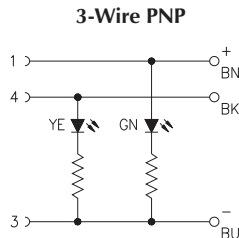
** Standard coupling nut material is nickel plated brass "RKE ..".

† See Section N for **reelfast**® cable information.

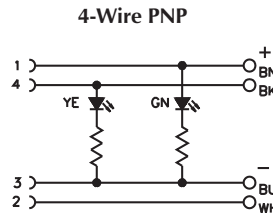
LED Diagrams



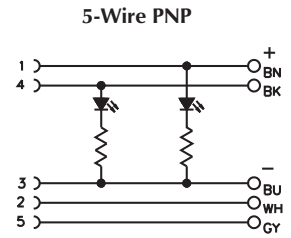
1. + Voltage (Green LED)
2. N/C
3. Common
4. Output (Yellow LED)



1. + Voltage (Green LED)
2. N/C
3. Common
4. Output (Yellow LED)



1. + Voltage (Green LED)
2. Output
3. Common
4. Output (Yellow LED)



1. + Voltage (Green LED)
2. Output
3. Common
4. Output (Yellow LED)
5. Ground