

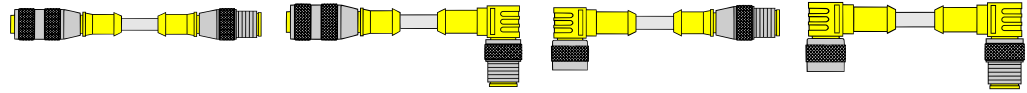


euromast® Standard Duty Extensions, Unshielded, PVC

- High Grade Oil and UV Resistant PVC
- Unshielded
- 22 AWG
- Available in 4 and 5 Conductor



See table below



RK .. RS ..

RK .. WS ..

WK .. RS ..

WK .. WS ..

4-pin, 250 VAC / 300 VDC, 4 A

Application	Cable Specs	Straight Female Straight Male	Straight Female Right Angle Male	Right Angle Female Straight Male	Right Angle Female Right Angle Male
4-wire DC suitable for all 4-pin applications UL Recognized CSA Certified	4/22 AWG Grey PVC 105°C 5.2 mm OD	RK 4.4T-*-RS 4.4T	RK 4.4T-*-WS 4.4T	WK 4.4T-*-RS 4.4T	WK 4.4T-*-WS 4.4T
4-wire DC suitable for all 4-pin applications UL Recognized CSA Certified	4/22 AWG Yellow PVC 105°C 5.2 mm OD	RK 4.43T-*-RS 4.43T	RK 4.43T-*-WS 4.43T	WK 4.43T-*-RS 4.43T	WK 4.43T-*-WS 4.43T

5-pin, 250 V, 4 A

Application	Cable Specs	Straight Female Straight Male	Straight Female Right Angle Male	Right Angle Female Straight Male	Right Angle Female Right Angle Male
5-wire DC UL Recognized CSA Certified	5/22 AWG Grey PVC 105°C 5.7 mm OD	RK 4.5T-*-RS 4.5T	RK 4.5T-*-WS 4.5T	WK 4.5T-*-RS 4.5T	WK 4.5T-*-WS 4.5T
5-wire DC UL Recognized CSA Certified	5/22 AWG Yellow PVC 105°C 5.7 mm OD	RK 4.5T-*-RS 4.5T/S715	RK 4.5T-*-WS 4.5T/S715	WK 4.5T-*-RS 4.5T/S715	WK 4.5T-*-WS 4.5T/S715

* = Length in meters

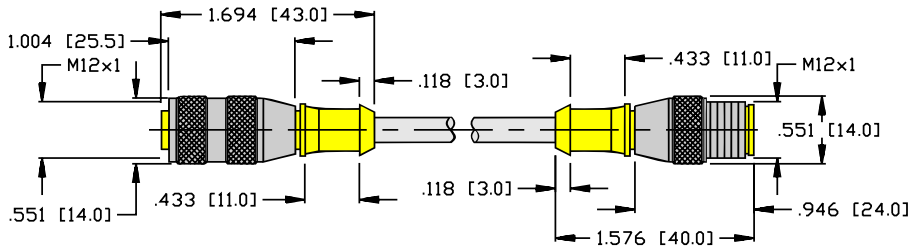
Specifications

- Connector:** Oil resistant polyurethane body material, Nylon or PUR contact carrier. Spacings to VDE 0110 Group C.
- Contacts:** Gold plated brass.
- Coupling Nuts:** Nickel plated brass. See options below**.
- Cable:** See table.
- Protection:** NEMA 1,3,4,6P and IEC IP 68.
- Cable Length:** Standard cable lengths are nominal 2, 4 and 6 meters. Other lengths available by request - consult factory.

**** Options:** To specify nylon coupling nut, add a "K" to part number.
 For example: RK .. to RKK .. (straight female) or WS .. to WSK .. (right angle male).
 To specify stainless steel coupling nut, add a "V" to part number.
 For example: RK .. to RKV .. (straight female) or WS .. to WSV .. (right angle male).

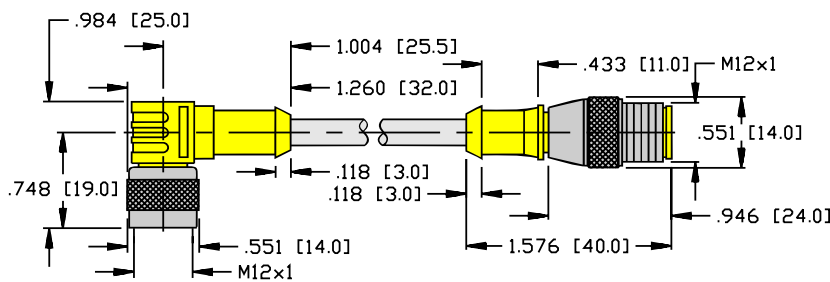
Dimensions

RK .. -* - RS ..

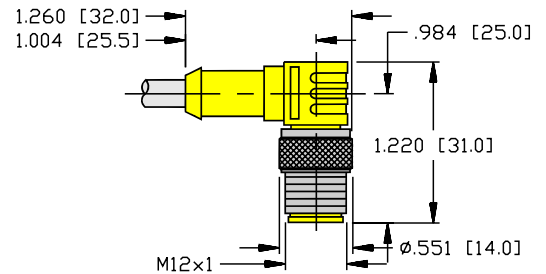


Note: Replace right end of illustrations at left with WS shown below for RK .. -* - WS .. and WK .. -* - WS .. configuration.

WK .. -* - RS ..



.. - WS ..



Pinouts

Female		Male	
4-pin	5-pin	4-pin	5-pin