

2, 3 and 4-Wire *minifast*® Receptacles, Back Panel Mount

- Female Receptacles
- NEMA 1, 3, 4, 6P
- IEC IP 68 Protection
- 600 V, 8 A



Drawing Number	Part Number	Lead Specs.	Features	Pinout
<p>20 RKFP ..**</p>	RKFP 20-*M	UL, CSA 2x18 AWG 105°C	M30x1.5 Threads, Standard Duty	1. BN 2. BU
	RKFP 26-*M	UL, CSA 2x16 AWG 105°C	M30x1.5 Threads, Heavy Duty	1. Wh 2. BK
	RKFP 28-*M	UL, CSA 2x18 AWG 105°C 600 V, 9 A		
	RKFP 30-*M	UL, CSA 3x18 AWG 105°C	M30x1.5 Threads, Standard Duty	1. GN/YE 2. BN 3. BU
	RKFP 31-*M	UL, CSA 3x18 AWG 105°C	M30x1.5 Threads, Standard Duty	1. BK 2. BN 3. BU
	RKFP 311-*M	UL, CSA 3x18 AWG 105°C	M30x1.5 Threads, Automotive Color Code	1. GN 2. RD/BK 3. RD/Wh
	RKFP 35-*M	UL, CSA 3x16 AWG 105°C	Automotive Color Code, M30x1.5 Threads	1. GN 2. RD/BK 3. RD/Wh
	RKFP 36-*M	UL, CSA 3x16 AWG 105°C	M30x1.5 Threads, Heavy Duty	1. GN 2. BK 3. Wh
	RKFP 38-*M	UL, CSA 3x18 AWG 105°C 600 V, 9 A		

Receptacles

See page F74 for dimensional drawings.

Standard lead length is 0.3 Meters. Consult factory for other lengths.

** Standard housing material is nickel plated cast zinc.. "RKFP .."; "RKFPV .." indicates 316 stainless steel housing.

To specify PVC jacketed cable, add "/S717" to the end of the part number.

2, 3 and 4-Wire *minifast*® Receptacles, Back Panel Mount

- Female Receptacles
- NEMA 1, 3, 4, 6P
- IEC IP 68 Protection
- 600 V, 8 A



Drawing Number	Part Number	Lead Specs.	Features	Pinout
<p style="text-align: center;">20</p> <p style="text-align: center;">RKFP ..**</p>	RKFP 40-*M	UL, CSA 4x18 AWG 105°C	<i>M30x1.5 Threads, Standard Duty</i>	<p>1. BN 2. Wh 3. BU 4. BK</p>
	RKFP 46-*M	UL, CSA 4x16 AWG 105°C	<i>M30x1.5 Threads, Heavy Duty</i>	<p>1. BK 2. Wh 3. RD 4. GN</p>
	RKFP 48-*M	UL, CSA 4x18 AWG 105°C 600 V, 9 A		

See page F74 for dimensional drawings.

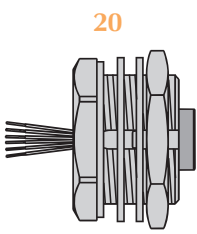
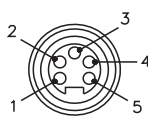
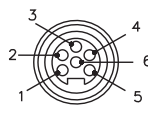
Standard lead length is 0.3 Meters. Consult factory for other lengths.

** Standard housing material is nickel plated cast zinc.. "RKFP .."; "RKFPV .." indicates 316 stainless steel housing.
To specify PVC jacketed cable, add "/S717" to the end of the part number.

5 and 6-Wire *minifast*® Receptacles, Back Panel Mount

- Female Receptacles
- NEMA 1, 3, 4, 6P
- IEC IP 68 Protection
- 600 V, 8 A



Drawing Number	Part Number	Lead Specs.	Features	Pinout
 <p>20</p> <p>RKFP ..**</p>	RKFP 50-*M	UL, CSA 5x18 AWG 105°C	<i>M30x1.5 Threads, Standard Duty</i>	<ol style="list-style-type: none"> 1. BK 2. BU 3. GN/YE 4. BN 5. WH
	RKFP 511-*M	UL, CSA 5x18 AWG 105°C	<i>Automotive Color Code, M30x1.5 Threads</i>	
	RKFP 55-*M	UL, CSA 5x16 AWG 105°C	<i>Automotive Color Code, M30x1.5 Threads</i>	
	RKFP 56-*M	UL, CSA 5x16 AWG 105°C	<i>M30x1.5 Threads, Heavy Duty</i>	<ol style="list-style-type: none"> 1. WH 2. RD 3. GN 4. OG 5. BK
	RKFP 58-*M	UL, CSA 5x18 AWG 105°C 300 V, 9 A		
	RKFP 61-*M	UL, CSA 6x18 AWG 105°C	<i>M30x1.5 Threads, Standard Duty</i>	
	RKFP 66-*M	UL, CSA 6x16 AWG 105°C	<i>M30x1.5 Threads, Heavy Duty</i>	
	RKFP 68-*M	UL, CSA 6x18 AWG 105°C 600 V, 9 A		

Receptacles

See page F74 for dimensional drawings.

Standard lead length is 0.3 Meters. Consult factory for other lengths.

** Standard housing material is nickel plated cast zinc. "RKFP .."; "RKFPV .." indicates 316 stainless steel housing.

To specify PVC jacketed cable, add "/S717" to the end of the part number.