

9, 10 and 12-Wire *minifast*® C-Size Receptacles, Front Mount

- Female Receptacles
- NEMA 1, 3, 4, 6P
- IEC IP 68 Protection
- 600 V, 8 A



Drawing Number	Part Number	Lead Specs.	Features	Pinout											
<p>16</p> <p>RKF ..**/14.5/NPT</p>	RKF 96-*M/14.5/NPT	9x16 AWG 105°C	1/2-14 NPT Threads	<table border="0"> <tr><td>1. OG</td><td>6. RD</td></tr> <tr><td>2. BU</td><td>7. GN</td></tr> <tr><td>3. RD/BK</td><td>8. WH/BK</td></tr> <tr><td>4. GN/BK</td><td>9. BK</td></tr> <tr><td>5. WH</td><td></td></tr> </table>	1. OG	6. RD	2. BU	7. GN	3. RD/BK	8. WH/BK	4. GN/BK	9. BK	5. WH		
	1. OG	6. RD													
	2. BU	7. GN													
3. RD/BK	8. WH/BK														
4. GN/BK	9. BK														
5. WH															
RKF 106-*M/14.5/NPT	10x16 AWG 105°C	1/2-14 NPT Threads	<table border="0"> <tr><td>1. OG</td><td>6. OG/BK</td></tr> <tr><td>2. BU</td><td>7. RD</td></tr> <tr><td>3. WH/BK</td><td>8. GN</td></tr> <tr><td>4. RD/BK</td><td>9. BK</td></tr> <tr><td>5. GN/BK</td><td>10. WH</td></tr> </table>	1. OG	6. OG/BK	2. BU	7. RD	3. WH/BK	8. GN	4. RD/BK	9. BK	5. GN/BK	10. WH		
1. OG	6. OG/BK														
2. BU	7. RD														
3. WH/BK	8. GN														
4. RD/BK	9. BK														
5. GN/BK	10. WH														
RKF 126-*M/14.5/NPT	12x16 AWG 105°C	1/2-14 NPT Threads	<table border="0"> <tr><td>1. OG</td><td>7. BU/BK</td></tr> <tr><td>2. BU</td><td>8. BK/WH</td></tr> <tr><td>3. WH/BK</td><td>9. GN</td></tr> <tr><td>4. RD/BK</td><td>10. RD</td></tr> <tr><td>5. GN/BK</td><td>11. WH</td></tr> <tr><td>6. OG/BK</td><td>12. BK</td></tr> </table>	1. OG	7. BU/BK	2. BU	8. BK/WH	3. WH/BK	9. GN	4. RD/BK	10. RD	5. GN/BK	11. WH	6. OG/BK	12. BK
1. OG	7. BU/BK														
2. BU	8. BK/WH														
3. WH/BK	9. GN														
4. RD/BK	10. RD														
5. GN/BK	11. WH														
6. OG/BK	12. BK														
<p>14</p> <p>RKF ..**/14.75/NPT</p>	RKF 96-*M/14.75/NPT	9x16 AWG 105°C	3/4-14 NPT Threads	<table border="0"> <tr><td>1. OG</td><td>6. RD</td></tr> <tr><td>2. BU</td><td>7. GN</td></tr> <tr><td>3. RD/BK</td><td>8. WH/BK</td></tr> <tr><td>4. GN/BK</td><td>9. BK</td></tr> <tr><td>5. WH</td><td></td></tr> </table>	1. OG	6. RD	2. BU	7. GN	3. RD/BK	8. WH/BK	4. GN/BK	9. BK	5. WH		
	1. OG	6. RD													
	2. BU	7. GN													
3. RD/BK	8. WH/BK														
4. GN/BK	9. BK														
5. WH															
RKF 106-*M/14.75/NPT	10x16 AWG 105°C	3/4-14 NPT Threads	<table border="0"> <tr><td>1. OG</td><td>6. OG/BK</td></tr> <tr><td>2. BU</td><td>7. RD</td></tr> <tr><td>3. WH/BK</td><td>8. GN</td></tr> <tr><td>4. RD/BK</td><td>9. BK</td></tr> <tr><td>5. GN/BK</td><td>10. WH</td></tr> </table>	1. OG	6. OG/BK	2. BU	7. RD	3. WH/BK	8. GN	4. RD/BK	9. BK	5. GN/BK	10. WH		
1. OG	6. OG/BK														
2. BU	7. RD														
3. WH/BK	8. GN														
4. RD/BK	9. BK														
5. GN/BK	10. WH														
RKF 126-*M/14.75/NPT	12x16 AWG 105°C	3/4-14 NPT Threads	<table border="0"> <tr><td>1. OG</td><td>7. BU/BK</td></tr> <tr><td>2. BU</td><td>8. BK/WH</td></tr> <tr><td>3. WH/BK</td><td>9. GN</td></tr> <tr><td>4. RD/BK</td><td>10. RD</td></tr> <tr><td>5. GN/BK</td><td>11. WH</td></tr> <tr><td>6. OG/BK</td><td>12. BK</td></tr> </table>	1. OG	7. BU/BK	2. BU	8. BK/WH	3. WH/BK	9. GN	4. RD/BK	10. RD	5. GN/BK	11. WH	6. OG/BK	12. BK
1. OG	7. BU/BK														
2. BU	8. BK/WH														
3. WH/BK	9. GN														
4. RD/BK	10. RD														
5. GN/BK	11. WH														
6. OG/BK	12. BK														

See page F73 for dimensional drawings.

Standard lead length is 0.3 Meters. Consult factory for other lengths.

** Standard housing material is nickel plated cast zinc. "RKF .."; "RKFV .." indicates 316 stainless steel housing.

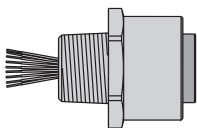
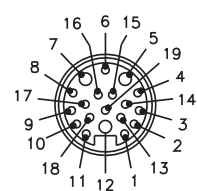
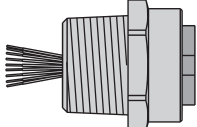
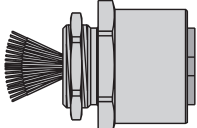
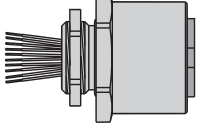
For locknuts to be included, add "W/LN" to the end of the part number.

To specify PVC jacketed cable, add "/S717" to the end of the part number.

19-Wire *minifast*® C-Size Receptacles, Front Mount

- Female Receptacles
- NEMA 1, 3, 4, 6P
- IEC IP 67 Protection



Drawing Number	Part Number	Lead Specs.	Features	Pinout
<p>16</p>  <p>RKF ..**/14.5/NPT</p>	RKF 190-*M/14.5/NPT	3x18, 16x22 AWG 105°C 300 VAC/VDC 4 A (pins 5, 7, & 12) 2 A (all other pins)	1/2-14NPT Threads	
<p>14</p>  <p>RKF ..**/14.75/NPT</p>	RKF 190-*M/14.75/NPT	3x18, 16x22 AWG 105°C 300 VAC/VDC 4 A (pins 5, 7, & 12) 2 A (all other pins)	3/4-14NPT Threads	
<p>16</p>  <p>RKF ..**/PG 16</p>	RKF 190-*M/PG 16	3x18, 16x22 AWG 105°C 300 VAC/VDC 4 A (pins 5, 7, & 12) 2 A (all other pins)	PG 16 Threads	
<p>18</p>  <p>RKF ..**/M20</p>	RKF 190-*M/M20	3x18, 16x22 AWG 105°C 300 VAC/VDC 4 A (pins 5, 7, & 12) 2 A (all other pins)	M20 Threads	

Receptacles

See page F73 for dimensional drawings.

Standard lead length is 0.5 Meters. Consult factory for other lengths.

** Standard housing material is nickel plated cast zinc. "RKF .."; "RKFV .." indicates 316 stainless steel housing.

For locknuts to be included, add "W/LN" to the end of the part number.

To specify PVC jacketed cable, add "/S717" to the end of the part number.