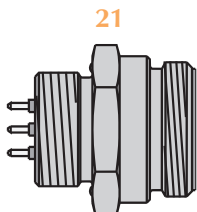

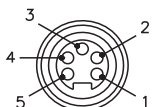
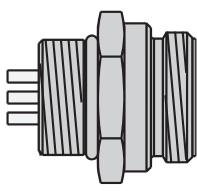
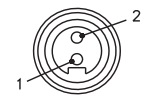
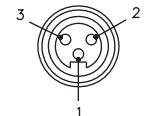

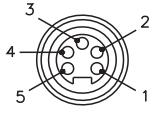
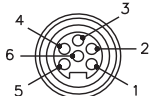


*minifast*® PCB Pins and Solder Cup Receptacles

- Male Receptacles
- NEMA 1, 3, 4, 6P
- IEC IP 67 Protection
- 600 V, 9 A



Drawing Number	Part Number	Lead Specs.	Features	Pinout
 <b>21</b> RSF ..**-PCB	RSF 40-PCB	4-pin PCB Pins 105°C	PG 11 Threads	
	RSF 50-PCB	5-pin PCB Pins 105°C		
 <b>22</b> RSFL ..**	RSFL 26	2-pin Solder Cups 105°C	1/2 - 14NPSM Threads	
	RSFL 36	3-pin Solder Cups 105°C		
	RSFL 46	4-pin Solder Cups 105°C		
	RSFL 56	5-pin Solder Cups 105°C		
	RSFL 66	6-pin Solder Cups 105°C		

See page F74 for dimensional drawings.

\*\* Standard housing material is nickel plated cast zinc.. "RSFL .."; "RSFVL .." indicates 316 stainless steel housing. No stainless option for "PCB". For locknuts to be included, add "W/LN" to the end of the part number.

