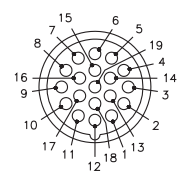


19-Pin M23 multifast® Receptacles, Front Mount

- Female Receptacles
- For use with Junction Box Home Run Cables
- IEC IP 67 Protection



Housing Style	Part Number	Lead Specs.	Application	Pinout
<p>1</p> <p>CKF</p> <p>2</p> <p>CKFL</p>	CKF 19-11-*	UL Nickel Plated Brass 3x18, 8x22 AWG 105°C 150 V 9 A (pins 6, 12,19), 2 A (all others)	4-port, 2 Signals per port	3. GY 4. RD/BU 5. GN 6. BU 7. GY/PK 8. WH/GN 12. GN/YE 14. BN/GN 15. WH 16. YE 19. BN
	CKF 19-15-*	UL Nickel Plated Brass 3x18, 12x22 AWG 105°C 150 V 9 A (pins 6, 12,19), 2 A (all others)	6-port, 2 Signals per port	2. RD 3. GY 4. RD/BU 5. GN 6. BU 7. GY/PK 8. WH/GN 9. WH/YE 12. GN/YE 13. YE/BN 14. BN/GN 15. WH 16. YE 17. PK 19. BN
	CKF 19-19-*	UL Nickel Plated Brass 3x18, 16x22 AWG 105°C 150 V 9 A (pins 6, 12,19), 2 A (all others)	8-port, 2 Signals per port	1. VT 2. RD 3. GY 4. RD/BU 5. GN 6. BU 7. GY/PK 8. WH/GN 9. WH/YE 10. WH/GY 11. BK 12. GN/YE 13. YE/BN 14. BN/GN 15. WH 16. YE 17. PK 18. GY/BN 19. BN



Receptacles

See page H49 for dimensional drawings.

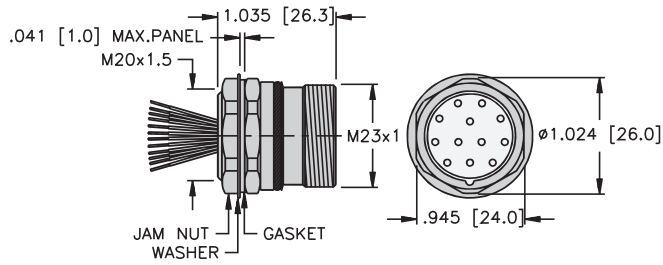
* Length in meters. Standard lead length is 1 meter. Consult factory for other lengths.

"CKFL .." indicates long mounting threads; "CKFLV .." indicates 316 stainless steel housing with long threads.

To specify PVC jacketed cable, add "/S717" to the end of the part number.

multifast® Receptacles

1

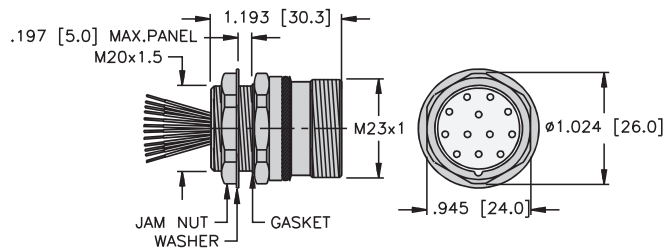


Typical panel cutout is 20.4 x 19 x 20.4 mm.

CS(K)F

Page H51 - H58

2



Typical panel cutout is 20.4 x 19 x 20.4 mm.

CS(K)FL

Page H51 - H58