

6, 7 and 9-Wire M23 powerfast™ Receptacles, M23 Threads

- Female Connectors
- IEC IP 67



Housing Style	Part Number	Lead Specs.	Application	Pinout
<p>12</p>	CKF 64-6-*	6x14 AWG 105°C 300 V, 20 A	6-pin DC Application	<ol style="list-style-type: none"> 1. WH 2. RD 3. GN 4. OG 5. BK 6. BU
	CKF 74-7-*	7x14 AWG 105°C 300 V, 20 A	7-pin DC Application	<ol style="list-style-type: none"> 1. WH/BK 2. BK 3. WH 4. RD 5. OG 6. BU 7. GN
	CKF 94-9-*	3x14, 6x18 AWG 105°C 150 V, 8 A	9-pin DC Application	<ol style="list-style-type: none"> 1. RD 2. WH 3. WH/BK 4. BU 5. OG 6. BK 7. GN/BK 8. GN 9. RD/BK

Receptacles

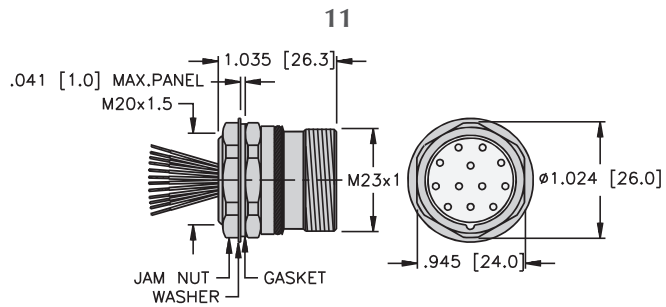
See page J58 for dimensional drawings.

* Length in meters. Standard lead lengths are 1 and 2 meters. Consult factory for other lengths.

Standard housing material is nickel plated brass.

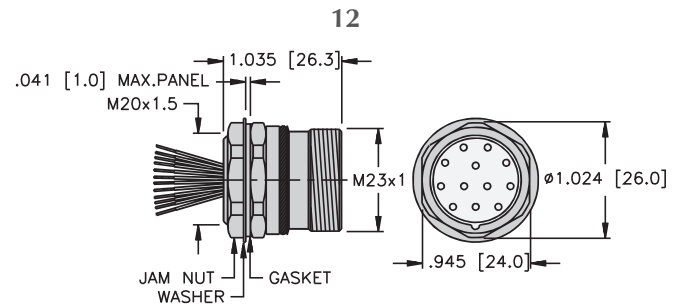
To specify PVC jacketed cable, add "/S717" to the end of the part number.

powerfast™ Receptacles



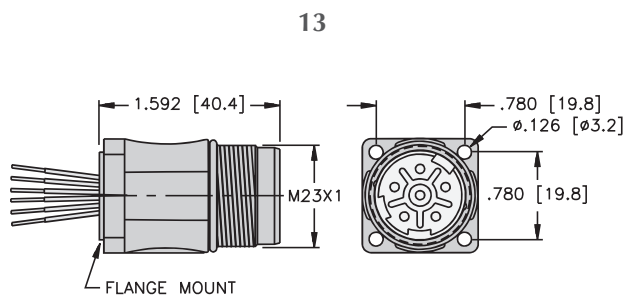
CSF..

Page J59 & J61



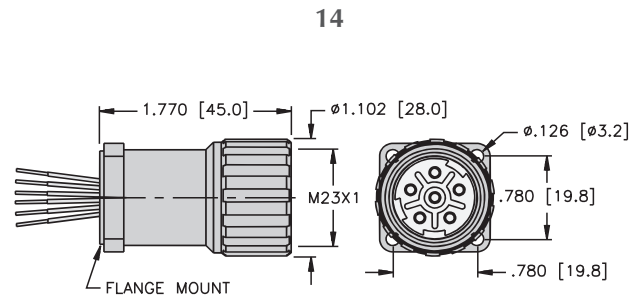
CKF..

Page J60



CSFF .. (3-Key)

Page J61



CKFMF .. (3-Key)

Page J62