



## 3, 4 and 6-Wire M8 picofast® Receptacles

- Straight Female Receptacles
- NEMA 1, 3, 4, 6P
- IEC IP 67 Protection

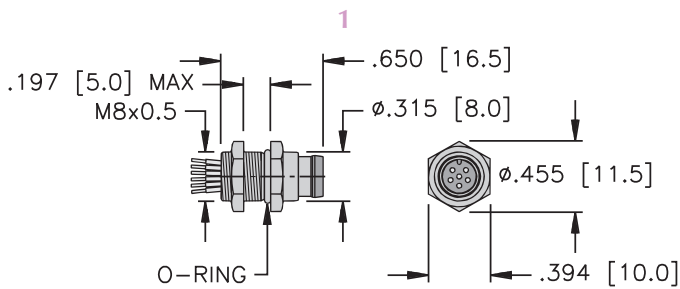


Drawing Number	Part Number	Lead Specs.	Application	Pinout
<p>MFKS ..</p> <p>Front Mount</p>	MFKS 3-*	CSA 3x24 AWG 105°C 125 VAC/ DC 4 A	Mates with 3-pin threaded male cordsets	1. BN 3. BU 4. BK 
	MFKS 4-*	CSA 4x24 AWG 105°C 125 VAC/DC 2 A	Mates with 4-pin threaded male cordsets	1. BN 2. WH 3. BU 4. BK 
	MFKS 6-*	6x24 AWG 105°C 24 VDC 1 A	Mates with 6-pin threaded male cordsets	1. BN 2. WH 3. BU 4. BK 5. GY 6. PK 

See page C41 for dimensional drawings.

\* Length in meters. Standard lead length is 0.2 Meters. Consult factory for other lengths.  
 Standard housing material is nickel plated brass .. "MFKS.."; "MFKSV.." indicates 316 stainless steel.

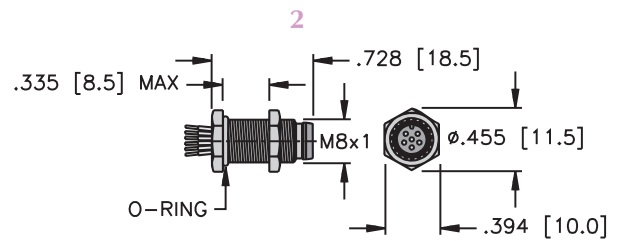
**M8 picofast® Standard Receptacles**



Typical panel cutout is 8.2 mm.

**MFS ..**

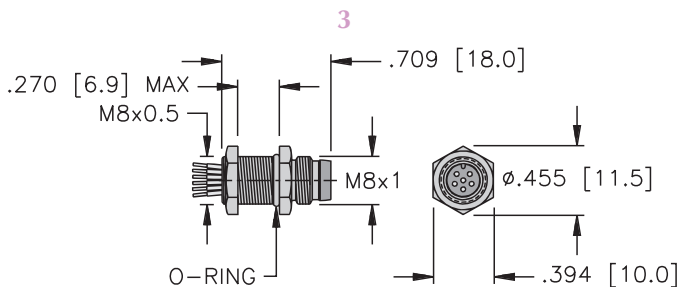
**Page C43**



Typical panel cutout is 8.2 mm.

**MFS ..F..**

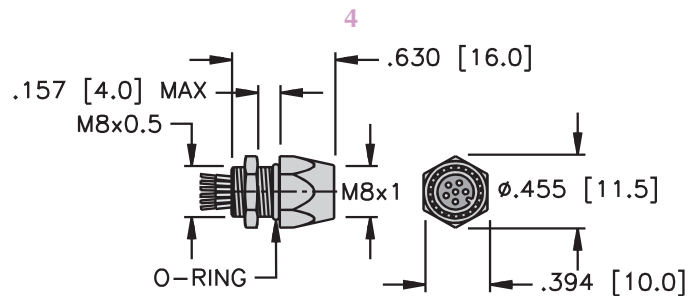
**Page C43**



Typical panel cutout is 8.2 x 7.1 mm.

**MFSS ..**

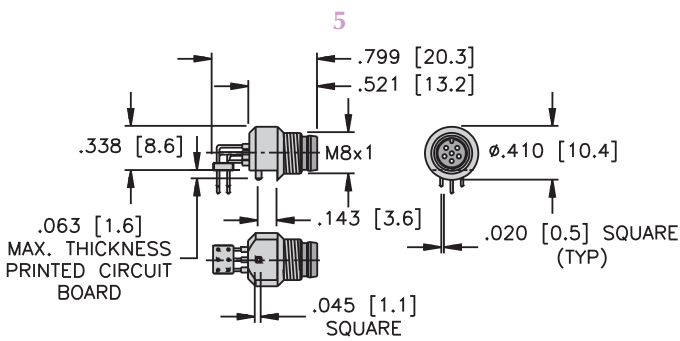
**Page C43**



Typical panel cutout is 11.5 x 9.7 mm.

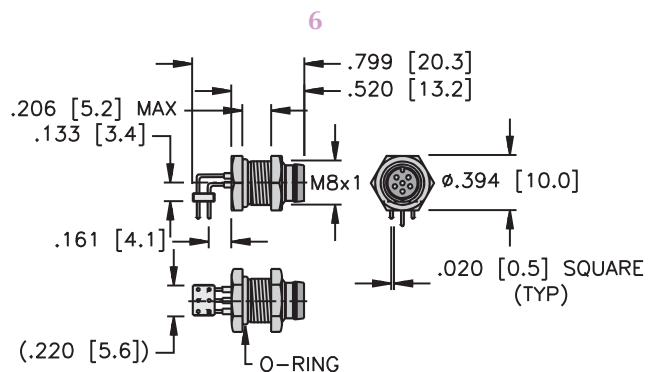
**MFKS ..**

**Page C44**



**WMFS .. PCB**

**Page C45**



**WMFS ..F-PCB**

**Page C45**