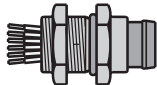
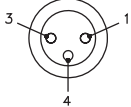
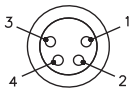
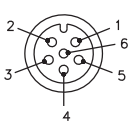
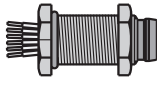
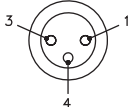
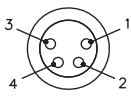
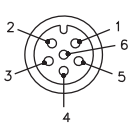
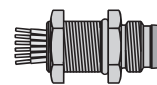
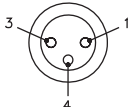
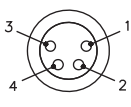
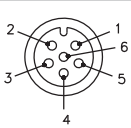


3, 4 and 6-Wire M8 *pico fast*® Receptacles

- Straight Male Receptacles
- NEMA 1, 3, 4, 6P
- IEC IP 67 Protection



Drawing Number	Part Number	Lead Specs.	Application	Pinout
<p>1</p>  <p>MFS ..</p> <p>Front Mount</p>	MFS 3-*	CSA 3x24 AWG 105°C 125 VAC/DC 4 A	Mates with 3-pin snap lock female cordsets	1. BN 3. BU 4. BK 
	MFS 4-*	CSA 4x24 AWG 105°C 125 VAC/DC 2 A	Mates with 4-pin snap lock female cordsets	1. BN 2. WH 3. BU 4. BK 
	MFS 6-*	6x24 AWG 105°C 24 VDC 1 A	Mates with 6-pin snap lock female cordsets	1. BN 2. WH 3. BU 4. BK 5. GY 6. PK 
<p>2</p>  <p>MFS .. F</p> <p>Rear Mount</p>	MFS 3F-*	CSA 3x24 AWG 105°C 125 VAC/DC 4 A	Mates with 3-pin snap lock or threaded female cordsets	1. BN 3. BU 4. BK 
	MFS 4F-*	CSA 4x24 AWG 105°C 125 VAC/DC 2 A	Mates with 4-pin snap lock or threaded female cordsets	1. BN 2. WH 3. BU 4. BK 
	MFS 6F-*	6x24 AWG 105°C 24 VDC 1 A	Mates with 6-pin snap lock or threaded female cordsets	1. BN 2. WH 3. BU 4. BK 5. GY 6. PK 
<p>3</p>  <p>MFSS ..</p> <p>Front Mount</p>	MFSS 3-*	CSA 3x24 AWG 105°C 125 VAC/DC 4 A	Mates with 3-pin snap lock or threaded female cordsets	1. BN 3. BU 4. BK 
	MFSS 4-*	CSA 4x24 AWG 105°C 125 VAC/DC 2 A	Mates with 4-pin snap lock or threaded female cordsets	1. BN 2. WH 3. BU 4. BK 
	MFSS 6-*	6x24 AWG 105°C 24 VDC 2 A	Mates with 6-pin snap lock or threaded female cordsets	1. BN 2. WH 3. BU 4. BK 5. GY 6. PK 

See page C41 for dimensional drawings.

* Length in meters. Standard lead length is 0.2 Meters. Consult factory for other lengths.
Standard housing material is nickel plated brass .. "MFS(S).."; "MFS(S)V.." indicates 316 stainless steel.