

**12, 14 and 19-Pin M16 versafast® Receptacles, Solder Cups, Front and Rear Mount**

- Male Receptacles
- Facilitates Field Replacements

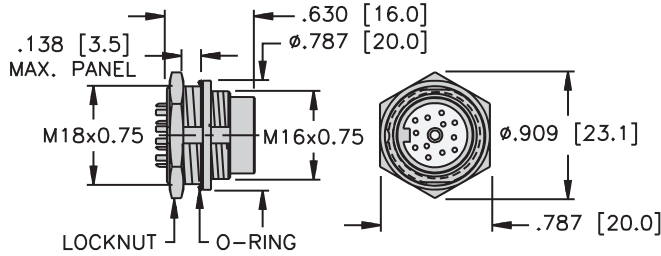


| Housing Style    | Part Number | Cable   | Application  | Pinout |
|------------------|-------------|---|--|--------|
| <p><b>9</b></p>  | BSF 12      | Nickel plated brass Solder cup, accepts up to 12x24 AWG conductors<br>95°C<br>125 V, 4 A  | <i>Mates with picofast junction boxes, front mount</i> |        |
|                  | BSF 14      | Nickel plated brass Solder cup, accepts up to 14x24 AWG conductors<br>95°C<br>125 V, 3 A  |  |        |
|                  | BSF 19      | Nickel plated brass Solder cup, accepts up to 19x24 AWG conductors<br>95°C<br>125 V, 3 A  |  |        |
| <p><b>10</b></p> | BSFD 12     | Nickel plated brass Solder cup, accepts up to 12x24 AWG conductors<br>95° C<br>125 V, 3 A | <i>Mates with picofast junction boxes, rear mount</i>  |        |
|                  | BSFD 14     | Nickel plated brass Solder cup, accepts up to 14x24 AWG conductors<br>95°C<br>125 V, 3 A  |  |        |
|                  | BSFD 19     | Nickel plated brass Solder cup, accepts up to 19x24 AWG conductors<br>95°C<br>30 V, 3 A   |  |        |

See page G34 for dimensional drawings.

**M16 versafast® Receptacles**

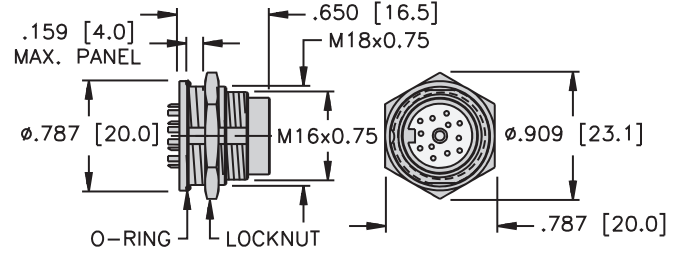
9



**BSF (Front Mount Solder Cup, 12-19 pin)**

Page G69

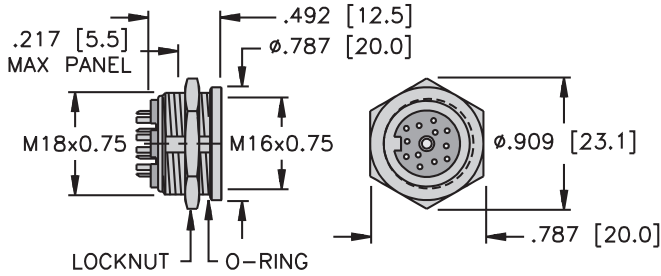
10



**BSFD (Rear Mount Solder Cup, 12-19 pin)**

Page G69

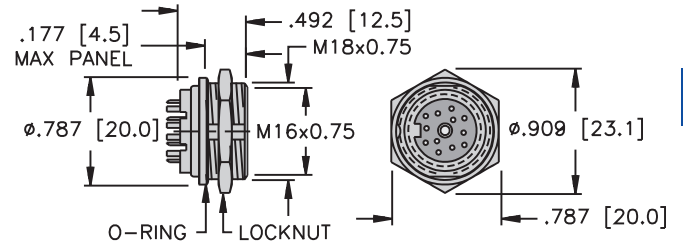
11



**BKF (Front Mount Solder Cup, 12-19 pin)**

Page G70

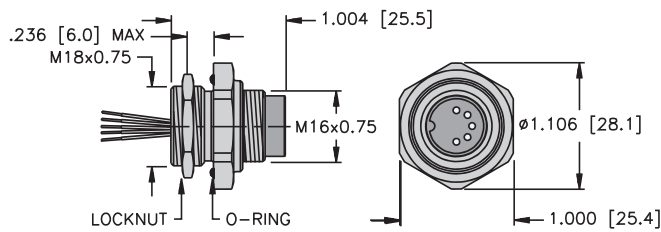
12



**BKFD (Rear Mount Solder Cup, 12-19 pin)**

Page G70

13

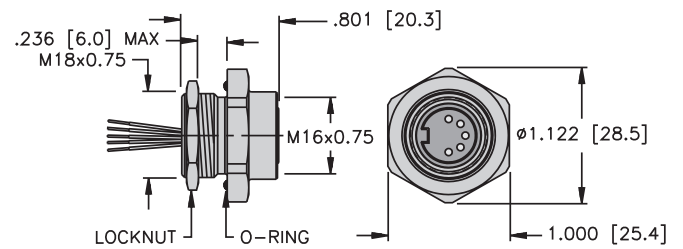


Typical panel cutout is 18.6 mm.

**BSF .. M18 (5-8, 12-19 pin)**

Page G41 - G42

14

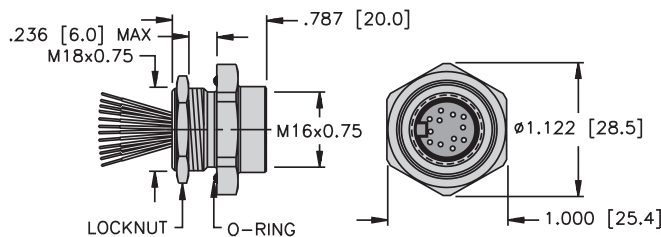


Typical panel cutout is 18.6 mm.

**BKF .. M18 (5-8 pin)**

Page G43

15

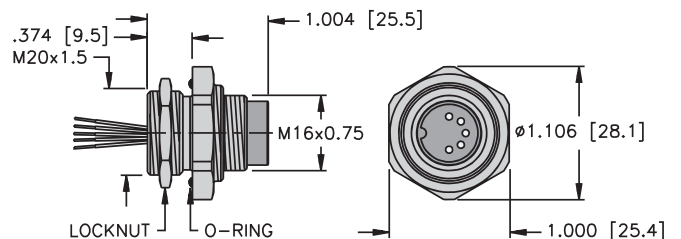


Typical panel cutout is 18.6 mm.

**BKF .. M18 (12-19 pin)**

Page G44

16



Typical panel cutout is 20.4 mm.

**BSF ..M20 (5-8, 12-19 pin)**

Page G45 - G46

Receptacles