

12, 14 and 19-Pin M16 versafast® Receptacles, Solder Cups, Front and Rear Mount

- Female Receptacles
- Facilitates Field Replacements



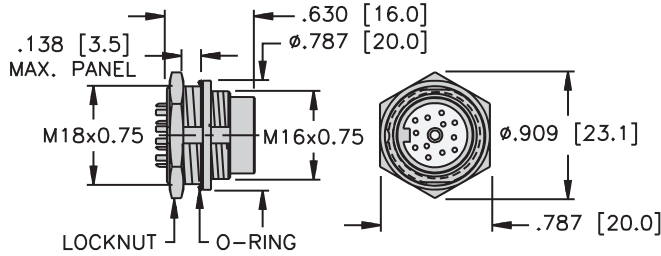
Housing Style	Part Number	Cable	Application	Pinout
<p>11</p>	BKF 12	Nickel plated brass Solder cup, accepts up to 12x24 AWG conductors 95°C 125 V, 4 A	<i>Mates with picofast junction boxes, front mount</i>	
	BKF 14	Nickel plated brass Solder cup, accepts up to 14x24 AWG conductors 95°C 125 V, 3 A		
	BKF 19	Nickel plated brass Solder cup, accepts up to 19x24 AWG conductors 95°C 125 V, 3 A		
<p>12</p>	BKFD 12	Nickel plated brass Solder cup, accepts up to 12x24 AWG conductors 95°C 125 V, 3 A	<i>Mates with picofast junction boxes, rear mount</i>	
	BKFD 14	Nickel plated brass Solder cup, accepts up to 14x24 AWG conductors 95°C 125 V, 3 A		
	BKFD 19	Nickel plated brass Solder cup, accepts up to 19x24 AWG conductors 95°C 30 V, 3 A		

Receptacles

See page G34 for dimensional drawings.

M16 versafast® Receptacles

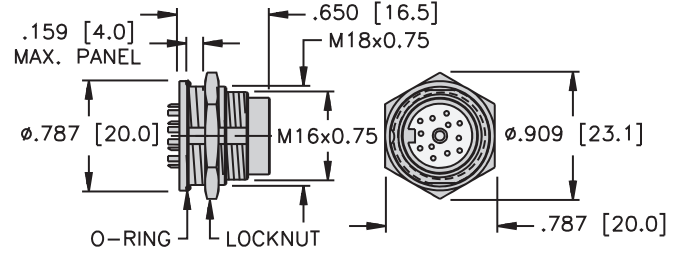
9



BSF (Front Mount Solder Cup, 12-19 pin)

Page G69

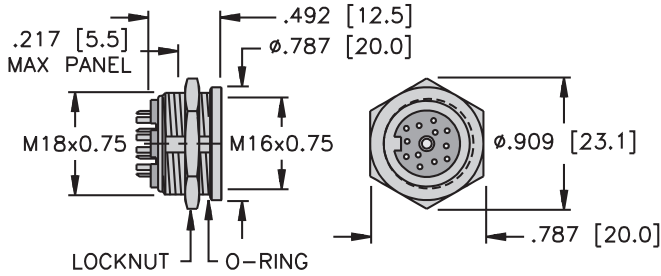
10



BSFD (Rear Mount Solder Cup, 12-19 pin)

Page G69

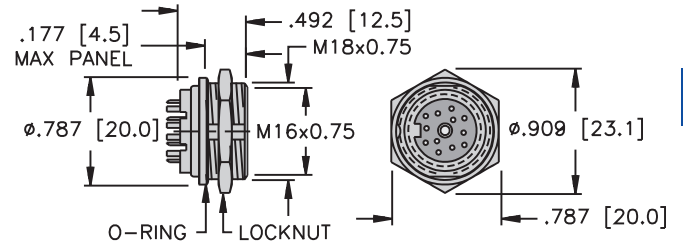
11



BKF (Front Mount Solder Cup, 12-19 pin)

Page G70

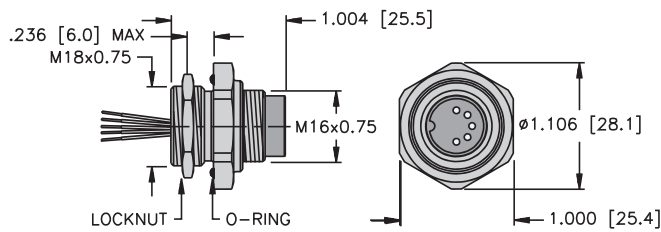
12



BKFD (Rear Mount Solder Cup, 12-19 pin)

Page G70

13

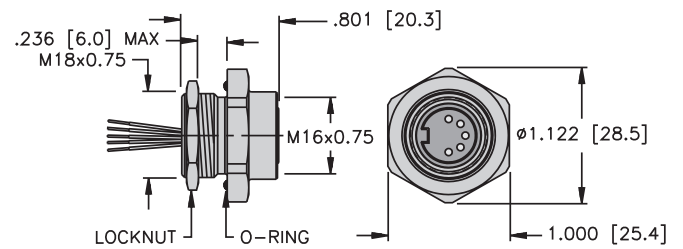


Typical panel cutout is 18.6 mm.

BSF .. M18 (5-8, 12-19 pin)

Page G41 - G42

14

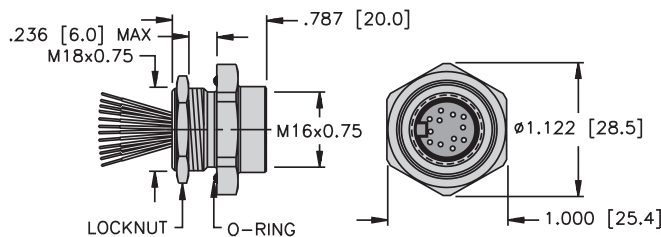


Typical panel cutout is 18.6 mm.

BKF .. M18 (5-8 pin)

Page G43

15

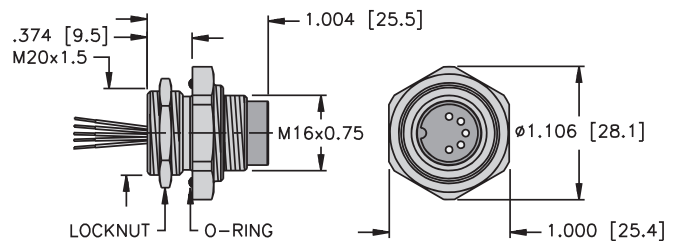


Typical panel cutout is 18.6 mm.

BKF .. M18 (12-19 pin)

Page G44

16



Typical panel cutout is 20.4 mm.

BSF ..M20 (5-8, 12-19 pin)

Page G45 - G46

Receptacles