

12, 14 and 19-Pin M16 versafast® Receptacles, Front Mount

- Female Receptacles
- For use with Junction Box Home Run Cables
- IEC IP 67 Protection



Housing Style	Part Number	Lead Specs.	Application	Pinout
	BKF 12-12-*	12x24 AWG 105°C 125 VAC/VDC, 4 A	Mates with 12-pin connectors, 12 conductors	A. BN B. BU C. WH D. GN E. YE F. GY G. PK H. RD J. BK K. OG L. TN M. VT
	BKF 14-10-*	10x24 AWG 105°C 30 VAC/VDC, 3 A	Mates with 14-pin connectors, 10 conductors	C. GY E. GN G. BK M. BN N. PK O. YE P. WH R. RD S. VT U. BU
	BKF 14-12-*	12x24 AWG 105°C 30 VAC/VDC, 3 A	Mates with 14-pin connectors, 12 conductors	C. OG E. BK G. GN J. GY M. BN N. TN O. VT P. RD R. WH S. YE T. PK U. BU
	BKF 14-14-*	14x24 AWG 105°C 30 VAC/VDC, 3 A	Mates with 14-pin connectors, 14 conductors	A. BN C. RD/BU E. BK G. PK J. GN L. BU M. OG N. GY/BN O. VT P. WH R. RD S. GY T. YE U. TN
	BKF 19-19-*	19x24 AWG 105°C 30 VAC/VDC, 3 A	Mates with 19-pin connectors, 19 conductors	A. BU B. GY/PK C. RD/BU D. WH/GN E. BK F. BN/GN G. PK H. WH/YE I. GN K. YE/BN L. BN M. OG N. GY/BN O. VT P. WH R. RD S. GY T. YE U. TN

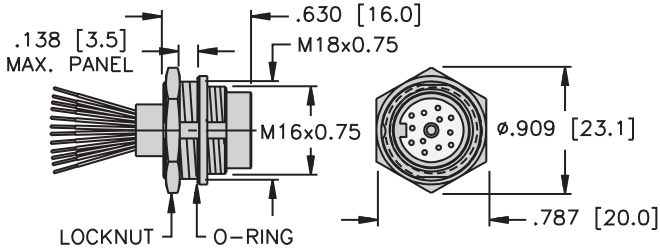
Receptacles

See page G33 for dimensional drawings.

* Length in meters. Standard lead length is 0.5 Meter. Consult factory for other lengths.
 Standard housing material is nickel plated brass "BKF."; BKFK.. indicates nylon and "BKFV.." indicates 316 stainless steel.
 Available with spanner nut as an option (vs. Hex locknut). Add "/S1046" to end of description.
 To specify PVC jacketed cable, add "/S717" to the end of the part number.

M16 versafast® Receptacles

1

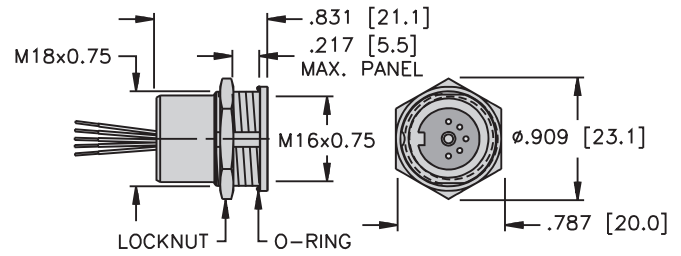


Typical panel cutout is 18 x 17 mm.

BSF .. (5-8, 12-19 pin)

Page G37 - G38

2

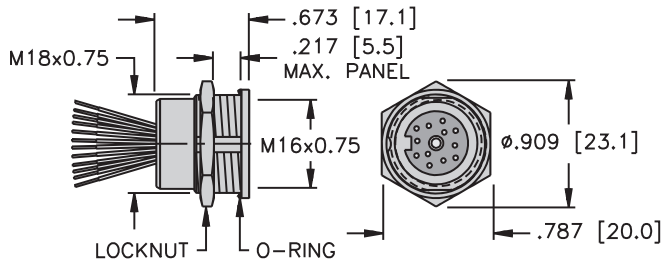


Typical panel cutout is 18 x 17 mm.

BKF ..(5-8 pin)

Page G39

3

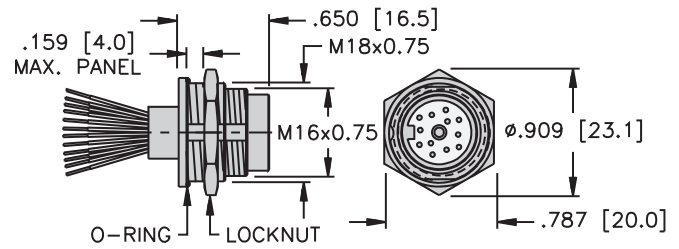


Typical panel cutout is 18 x 17 mm.

BKF ..(12-19 pin)

Page G40

4

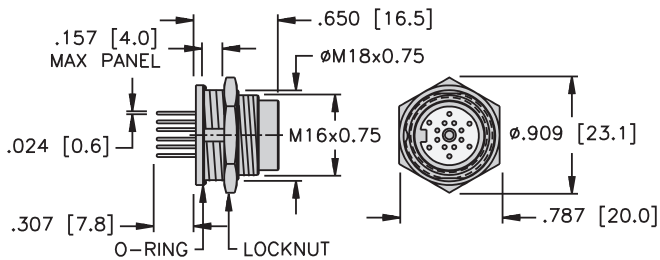


Typical panel cutout is 18 x 17 mm.

BSFD .. (5-8, 12-19 pin)

Page G57 - G58

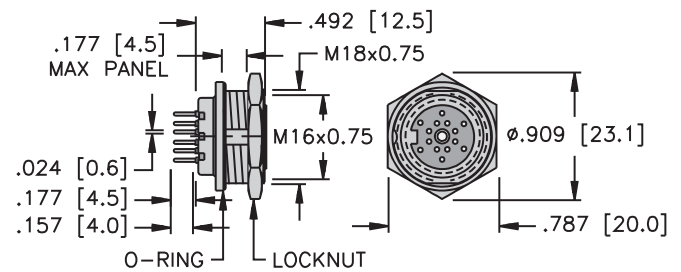
5



BSFD ..PCB (5-8, 12-19 pin)

Page G65 - G66

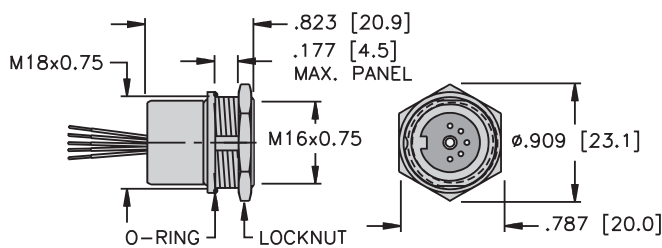
6



BKFD ..PCB (5-8, 12-19 pin)

Page G67 - G68

7

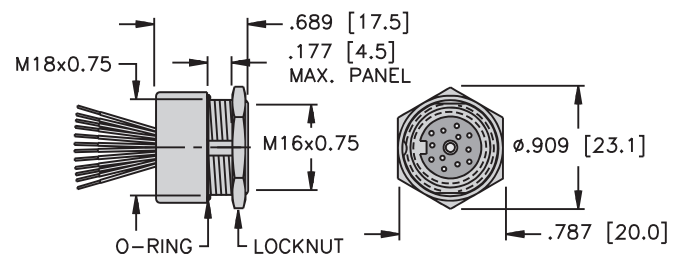


Typical panel cutout is 18 x 17 mm.

BKFD .. (5-8 pin)

Page G59

8



Typical panel cutout is 18 x 17 mm.

BKFD ..(12-19 pin)

Page G60