

**5-8 Pin M16 versafast® Receptacles, Rear Mount, PCB Pins**

- Male Receptacles
- Locknuts and O-rings Included
- Easy Keyway Orientation
- IEC IP 67 Protection

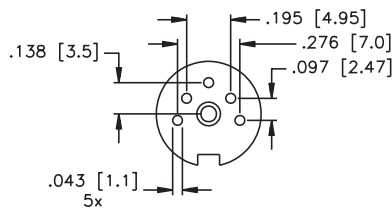


Housing Style	Part Number	Lead Specs.	Application	Pinout
	BSFD 5-PCB	Nickel Plated Brass 5-pin PCB Pins 105°C 60 V, 5 A	M18 x .75 Threads, Mates with 5-pin cordsets	
	BSFD 6-PCB	Nickel Plated Brass 5-pin PCB Pins 105°C 250 V, 5 A	M18 x .75 Threads, Mates with 6-pin cordsets	
	BSFD 7-PCB	Nickel Plated Brass 5-pin PCB Pins 105°C 60 V, 5 A	M18 x .75 Threads, Mates with 7-pin cordsets	
	BSFD 8-PCB	Nickel Plated Brass 5-pin PCB Pins 105°C 60 V, 5 A	M18 x .75 Threads, Mates with 8-pin cordsets	

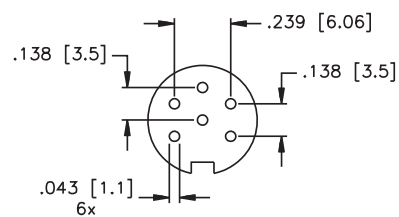
See page G33 for dimensional drawings.

Available with spanner nut as an option (vs. Hex locknut). Add "/S1046" to end of description.

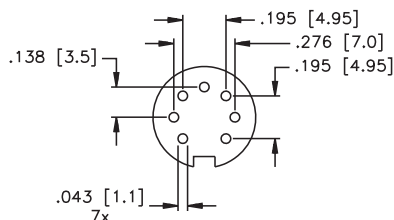
5-Pin PCB Layout



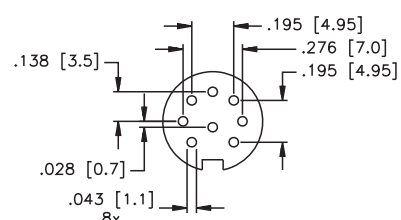
6-Pin PCB Layout



7-Pin PCB Layout

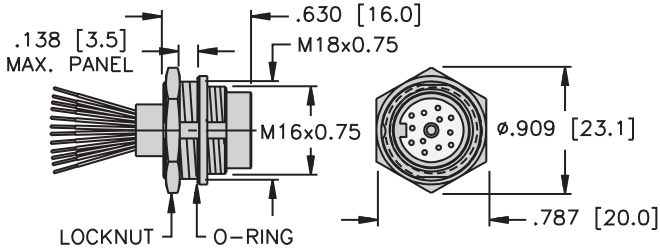


8-Pin PCB Layout



**M16 versafast® Receptacles**

**1**

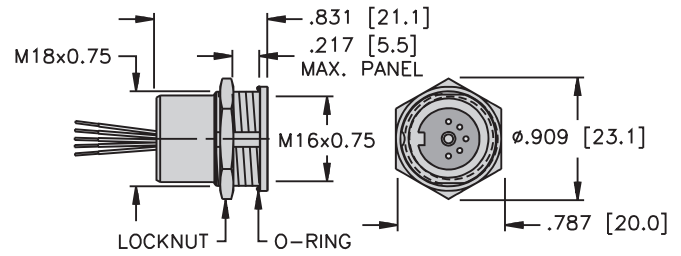


Typical panel cutout is 18 x 17 mm.

**BSF .. (5-8, 12-19 pin)**

**Page G37 - G38**

**2**

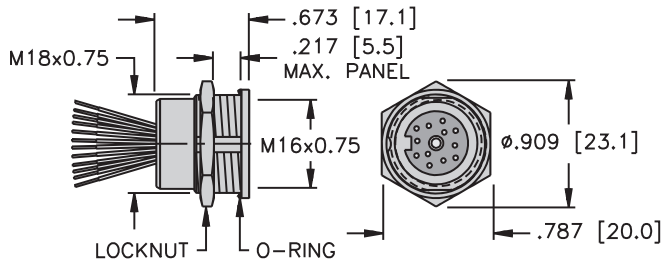


Typical panel cutout is 18 x 17 mm.

**BKF ..(5-8 pin)**

**Page G39**

**3**

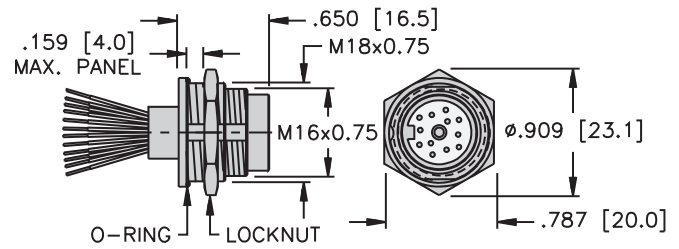


Typical panel cutout is 18 x 17 mm.

**BKF ..(12-19 pin)**

**Page G40**

**4**

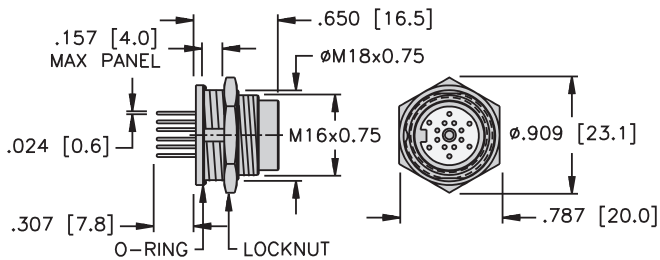


Typical panel cutout is 18 x 17 mm.

**BSFD .. (5-8, 12-19 pin)**

**Page G57 - G58**

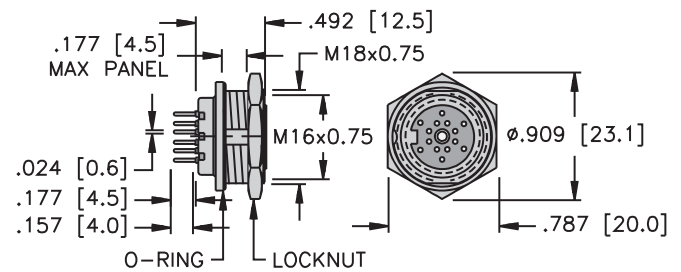
**5**



**BSFD ..PCB (5-8, 12-19 pin)**

**Page G65 - G66**

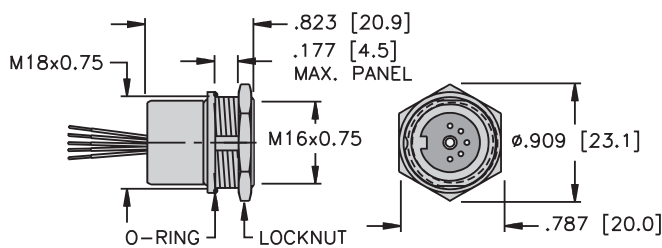
**6**



**BKFD ..PCB (5-8, 12-19 pin)**

**Page G67 - G68**

**7**

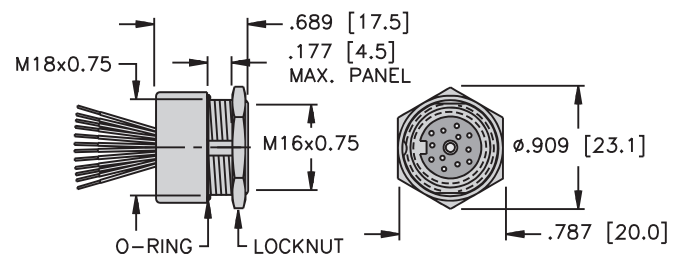


Typical panel cutout is 18 x 17 mm.

**BKFD .. (5-8 pin)**

**Page G59**

**8**



Typical panel cutout is 18 x 17 mm.

**BKFD ..(12-19 pin)**

**Page G60**