

5 - 8 Pin M16 versafast® Receptacles, Rear Mount, M18 Threads

- Male Receptacles
- IEC IP 67 Protection



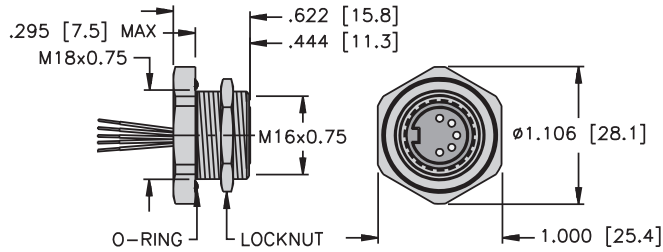
Housing Style	Part Number	Lead Specs.	Application	Pinout
	BSFD 5-5-*/M18	5x18 AWG 105°C 300 VAC/VDC, 8 A	5-Wire DC Applications	<ol style="list-style-type: none"> BN WH BU BK GY
	BSFD 6-6-*/M18	6x18 AWG 105°C 300 VAC/VDC, 7 A	6-Wire DC Applications	<ol style="list-style-type: none"> BN WH BU BK GY PK
	BSFD 7-7-*/M18	7x18 AWG 105°C 125 VAC/VDC, 7 A	7-Wire DC Applications	<ol style="list-style-type: none"> WH BN GN YE GY PK BU
	BSFD 8-8-*/M18	8x18 AWG 105°C 125 VAC/VDC, 7A	8-Wire DC Applications	<ol style="list-style-type: none"> WH BN GN YE GY PK BU RD

See page G36 for dimensional drawings.

*Length in meters. Standard lead length is 0.5 meter. Consult factory for other lengths.
Standard housing material is nickel plated brass. "BSFDV.." indicates 316 stainless steel.
Available with spanner nut as an option (vs. Hex locknut). Add "/S1046" to end of description.
To specify PVC jacketed cable, add "/S717" to the end of the part number.

M16 versafast® Receptacles

25

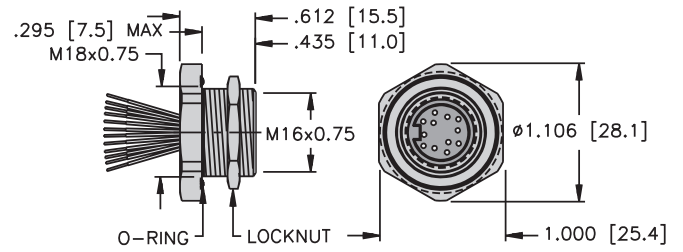


Typical panel cutout is 18.6 mm.

BKFD .. M18 (5-8 pin), Rear Mount

Page G63

26

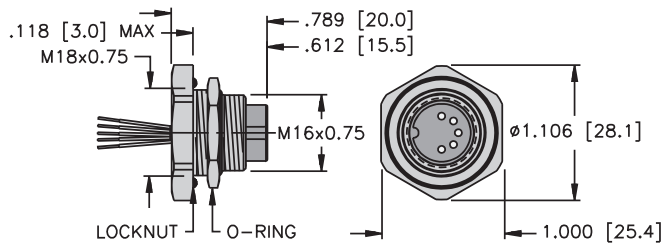


Typical panel cutout is 18.6 mm.

BKFD .. M18 (12-19 pin), Rear Mount

Page G64

27

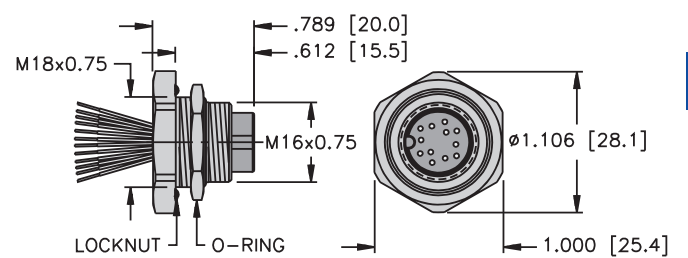


Typical panel cutout is 18.6 mm.

BSFD.. M18 (5-8 pin), Rear Mount

Page G61

28



BSFD.. M18 (12-19 pin), Rear Mount

Page G62