

Junction Box Connectivity Products

Multibox® Picofast® Junction Boxes, 4-Port, 3-Pin

- Snap Lock or Threaded Connectors
- Available with or without LEDs
- M12 Quick Disconnect or Integral Home Run Cable



4-Port, Snap Lock, 10-48 VDC

Application	Specifications	Pinout	No LEDs	PNP LED														
4-port J-box Snap lock connectors Top Integral cable	3 A/port, 3 A total Black PVC 6x24 AWG	<table border="0"> <tr> <td><u>Function</u></td> <td><u>Color</u></td> </tr> <tr> <td>+V</td> <td>BN</td> </tr> <tr> <td>-V</td> <td>BU</td> </tr> <tr> <td>Port 1</td> <td>WH</td> </tr> <tr> <td>Port 2</td> <td>GN</td> </tr> <tr> <td>Port 3</td> <td>YE</td> </tr> <tr> <td>Port 4</td> <td>GY</td> </tr> </table>	<u>Function</u>	<u>Color</u>	+V	BN	-V	BU	Port 1	WH	Port 2	GN	Port 3	YE	Port 4	GY	VB 403Z-*	VB 403Z-PX5-*
<u>Function</u>	<u>Color</u>																	
+V	BN																	
-V	BU																	
Port 1	WH																	
Port 2	GN																	
Port 3	YE																	
Port 4	GY																	
4-port J-box 1 signal per port Snap lock connectors Side Integral cable	3 A/port, 4 A total Black PVC cable 6x24 AWG	<table border="0"> <tr> <td><u>Function</u></td> <td><u>Color</u></td> </tr> <tr> <td>+V</td> <td>BN</td> </tr> <tr> <td>-V</td> <td>BU</td> </tr> <tr> <td>Port 1</td> <td>WH</td> </tr> <tr> <td>Port 2</td> <td>GN</td> </tr> <tr> <td>Port 3</td> <td>YE</td> </tr> <tr> <td>Port 4</td> <td>GY</td> </tr> </table>	<u>Function</u>	<u>Color</u>	+V	BN	-V	BU	Port 1	WH	Port 2	GN	Port 3	YE	Port 4	GY	VB 403Z- <i>C</i>	VB 403Z-PX5- <i>C</i>
<u>Function</u>	<u>Color</u>																	
+V	BN																	
-V	BU																	
Port 1	WH																	
Port 2	GN																	
Port 3	YE																	
Port 4	GY																	
4-port J-box Snap lock connectors Eurofast® connector	3 A/port, 3 A total 8-pin Eurofast connector 6 conductors. Mates with RKC 8.6T-*	<table border="0"> <tr> <td><u>Function</u></td> <td><u>Pin</u></td> </tr> <tr> <td>+V</td> <td>5</td> </tr> <tr> <td>-V</td> <td>7</td> </tr> <tr> <td>Port 1</td> <td>1</td> </tr> <tr> <td>Port 2</td> <td>2</td> </tr> <tr> <td>Port 3</td> <td>3</td> </tr> <tr> <td>Port 4</td> <td>4</td> </tr> </table>	<u>Function</u>	<u>Pin</u>	+V	5	-V	7	Port 1	1	Port 2	2	Port 3	3	Port 4	4	VB 403Z-FS 8	VB 403Z-PX5-FS 8
<u>Function</u>	<u>Pin</u>																	
+V	5																	
-V	7																	
Port 1	1																	
Port 2	2																	
Port 3	3																	
Port 4	4																	

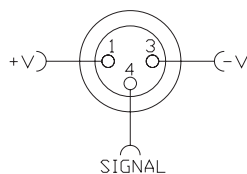
4-Port, Threaded, 10-48 VDC

Application	Specifications	Pinout	No LEDs	PNP LED														
4-port J-box Threaded connectors Top Integral connector	3 A/port, 3 A total Black PVC 6x24 AWG	<table border="0"> <tr> <td><u>Function</u></td> <td><u>Color</u></td> </tr> <tr> <td>+V</td> <td>BN</td> </tr> <tr> <td>-V</td> <td>BU</td> </tr> <tr> <td>Port 1</td> <td>WH</td> </tr> <tr> <td>Port 2</td> <td>GN</td> </tr> <tr> <td>Port 3</td> <td>YE</td> </tr> <tr> <td>Port 4</td> <td>GY</td> </tr> </table>	<u>Function</u>	<u>Color</u>	+V	BN	-V	BU	Port 1	WH	Port 2	GN	Port 3	YE	Port 4	GY	VB 403M-*	VB 403M-PX5-*
<u>Function</u>	<u>Color</u>																	
+V	BN																	
-V	BU																	
Port 1	WH																	
Port 2	GN																	
Port 3	YE																	
Port 4	GY																	
4-port J-box 1 signal per port Threaded conductors Side Integral cable	3 A/port, 4 A total Black PVC cable 6x24 AWG	<table border="0"> <tr> <td><u>Function</u></td> <td><u>Color</u></td> </tr> <tr> <td>+V</td> <td>BN</td> </tr> <tr> <td>-V</td> <td>BU</td> </tr> <tr> <td>Port 1</td> <td>WH</td> </tr> <tr> <td>Port 2</td> <td>GN</td> </tr> <tr> <td>Port 3</td> <td>YE</td> </tr> <tr> <td>Port 4</td> <td>GY</td> </tr> </table>	<u>Function</u>	<u>Color</u>	+V	BN	-V	BU	Port 1	WH	Port 2	GN	Port 3	YE	Port 4	GY	VB 403M- <i>C</i>	VB 403M-PX5- <i>C</i>
<u>Function</u>	<u>Color</u>																	
+V	BN																	
-V	BU																	
Port 1	WH																	
Port 2	GN																	
Port 3	YE																	
Port 4	GY																	
4-port J-box Threaded connectors Eurofast connector	3 A/port, 3 A total 8-pin Eurofast connector 6 conductors. Mates with RKC 8.6T-*	<table border="0"> <tr> <td><u>Function</u></td> <td><u>Pin</u></td> </tr> <tr> <td>+V</td> <td>5</td> </tr> <tr> <td>-V</td> <td>7</td> </tr> <tr> <td>Port 1</td> <td>1</td> </tr> <tr> <td>Port 2</td> <td>2</td> </tr> <tr> <td>Port 3</td> <td>3</td> </tr> <tr> <td>Port 4</td> <td>4</td> </tr> </table>	<u>Function</u>	<u>Pin</u>	+V	5	-V	7	Port 1	1	Port 2	2	Port 3	3	Port 4	4	VB 403M-FS 8	VB 403M-PX5-FS 8
<u>Function</u>	<u>Pin</u>																	
+V	5																	
-V	7																	
Port 1	1																	
Port 2	2																	
Port 3	3																	
Port 4	4																	

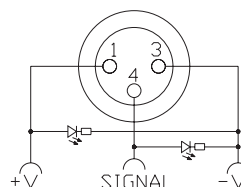
We reserve the right to make technical alterations without prior notice.

Functional Wiring Diagrams

No LED Version



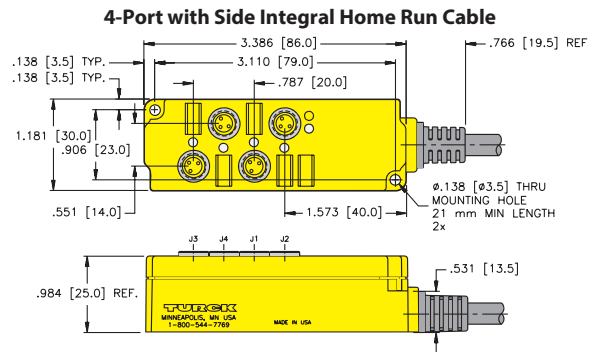
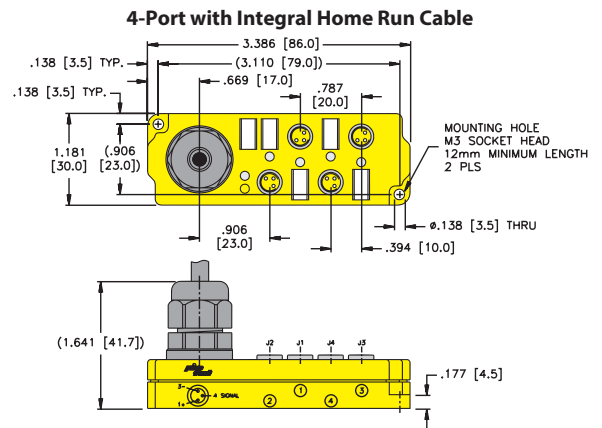
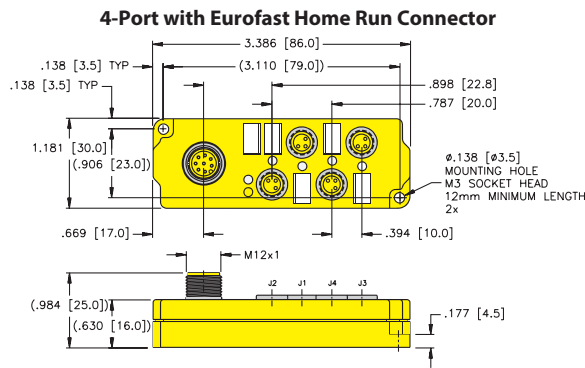
LED Version



Specifications

Housing:	Nylon	Temperature:	-30 °C to +80 °C (-22 °F to +176 °F)
Connectors:	TPU (Picofast); nylon or TPU (Eurofast®); PETP (M16)	Protection:	IEC IP67
Contacts:	Gold plated brass	Accessories:	KS 5/10 labels, 2 pieces PSG-CC (snap lock) or PSGM-CC (threaded) included
Thread Inserts:	Nickel plated brass	Cable Length:	Standard length is nominal 5 meters Other lengths available by request - Consult factory
Cable:	See table		

Dimensions



We reserve the right to make technical alterations without prior notice.

multibox®, picofast®

Pinout

3-pin Picofast	8-pin Eurofast
Female	Male