
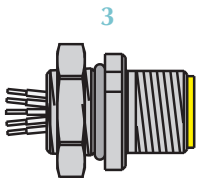
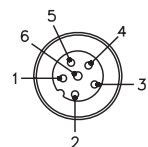
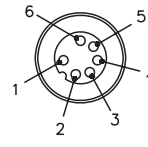
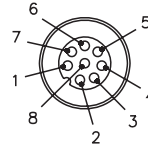
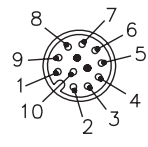
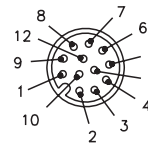



6, 8, 10 and 12-Wire eurofast® Receptacles, Front Mount, 1/4-18 NPT Threads

- Male Receptacles
- NEMA 1, 3, 4, 6P and IEC IP 68 Protection



Receptacles

Drawing Number	Part Number	Lead Specs.	Application	Pinout
 <p>FS ..</p>	FS 4.6-*/18.25	UL, CSA 6x22 AWG 105°C 250 V 2 A	Mates with 6-pin Cordsets	1. BN 2. WH 3. BU 4. BK 5. GY 6. PK 
	FS 6-*/18.25	UL, CSA 6x24 AWG 105°C 60 VAC/75 VDC, 2 A	Mates with 6-pin Cordsets	1. BN 2. WH 3. BU 4. BK 5. GY 6. PK 
	FS 8-*/18.25	UL, CSA 8x24 AWG 105°C 60 VAC/75 VDC, 2 A	Mates with 8-pin Cordsets	1. WH 2. BN 3. GN 4. YE 5. GY 6. PK 7. BU 8. RD 
	FS 8-*/18.25/S1505	UL, CSA 8x26 AWG 105°C 60 VAC/75 VDC, 2 A	Mates with 8-pin Cordsets	
	FS 8.6-*/18.25	UL, CSA 6x24 AWG 105°C 60 VAC/75 VDC 2 A	Mates with 8-pin Cordsets	1. WH 5. GN 2. GN 6. N/C 3. YE 7. BU 4. GY 8. N/C 
	FS 10-*/18.25	UL, CSA 10x24 AWG 105°C 60 VAC/75 VDC, 2 A	Mates with 10-pin Cordsets	1. WH 6. PK 2. BN 7. BU 3. GN 8. RD 4. YE 9. OG 5. GY 10. TN 
	FS 12-*/18.25	UL, CSA 12x24 AWG 105°C 60 VAC/75 VDC, 2 A	Mates with 12-pin Cordsets	1. WH 7. BU 2. BN 8. RD 3. GN 9. OG 4. YE 10. TN 5. GY 11. BK 6. PK 12. VT 

See page B109 for dimensional drawings.

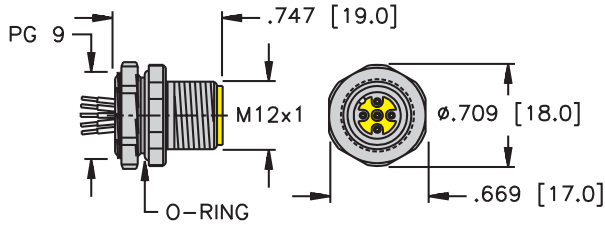
* Length in meters. Standard lead length is 0.5 Meters. Consult factory for other lengths.

Standard housing material is nickel plated brass "FS.."; "FSV.." indicates 316 stainless steel.

To specify PVC jacketed cable, add "/S717" to the end of the part number.

eurofast® Receptacles

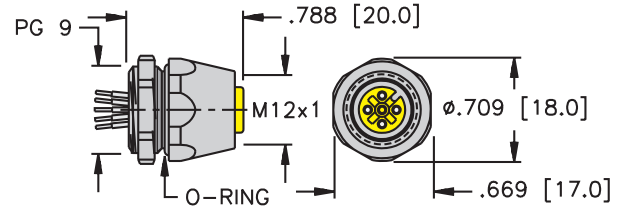
1



FS ..*

Pages B117 - B118

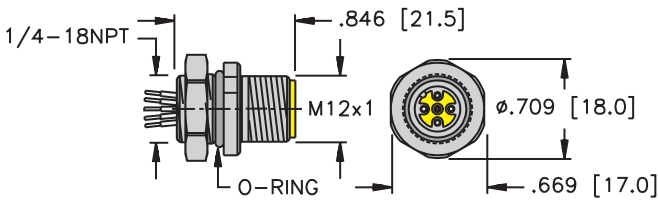
2



FK ..*

Pages B119 - B120

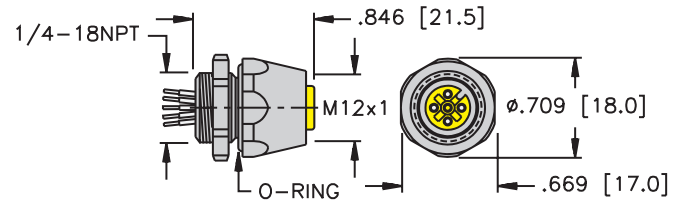
3



FS ..18.25

Pages B121 - B122

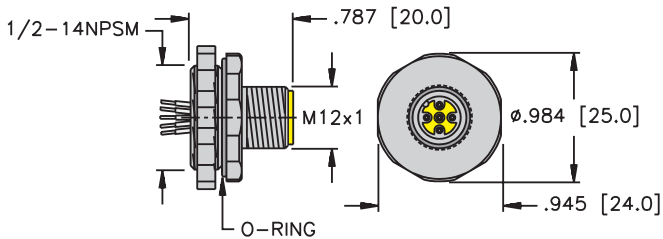
4



FK ..*/18.25

Pages B123 - B124

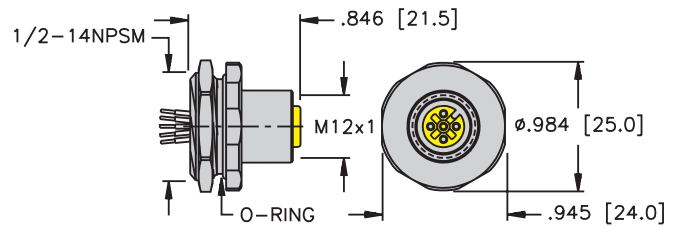
5



FS .. 14.5

Pages B125 - B126 & B151

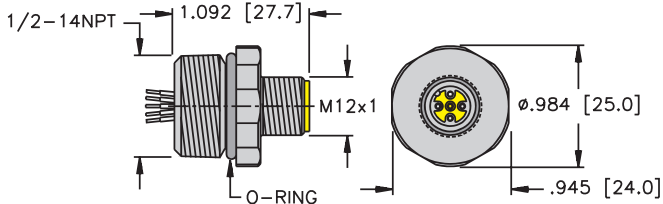
6



FK ..14.5

Page B127

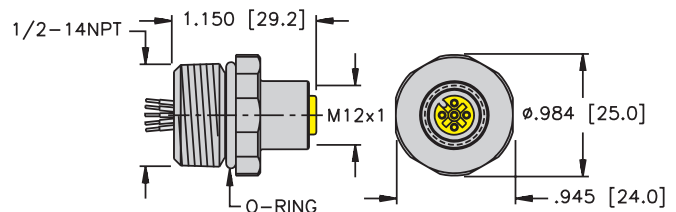
7



FS ..14.5/NPT

Pages B128 - B129

8



FK .. 14.5/NPT

Page B130