


4 and 5-Wire eurofast® Receptacles, Front Mount, 1/4-18 NPT Threads

- Female Receptacles
- NEMA 1, 3, 4, 6P and IEC IP 68 Protection



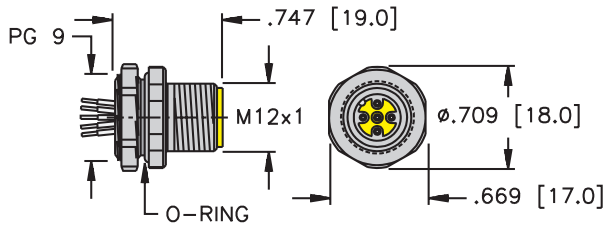
Drawing Number	Part Number	Lead Specs.	Application	Pinout
 FK ..	FK 4.4-*/18.25	UL, CSA 4x22 AWG 105°C 250 VAC/ 300 VDC 4 A	Mates with 4-pin Cordsets	 1. BN 2. WH 3. BU 4. BK
	FK 4.4-*/18.25/S613	UL, CSA 4x18 AWG 105°C 250 VAC/ 300 VDC 4 A	Mates with 4-pin Cordsets	
	FK 4.4-*/18.25/S621	UL, CSA 4x18 AWG 105°C 250 VAC/300 VDC 4 A	Mates with 4-pin "C" style /S622 Cordsets	
	FK 4.5-*/18.25	UL, CSA 5x22 AWG 105°C 250 V, 4 A	Mates with 5-pin Cordsets	 1. BN 2. WH 3. BU 4. BK 5. GY
	FK 4.5-*/18.25/S627	UL, CSA 5x20 AWG 105°C 250 V, 4 A	Mates with 5-pin Cordsets	
	FK 4.5-*/18.25/S653	UL, CSA 4x22 AWG, Drain 105°C 250 V, 4 A 5.2 mm OD	Mates with 5-pin Cordsets, 4 conductors PVC foil shielded with drain wire to pin 5	
FK 4.5-*/18.25/S621	UL, CSA 5x18 AWG 105°C 250 VAC, 4 A	Mates with 5-pin "C" style /S622 Cordsets	1. GY1 2. GY2 3. GY3 4. GY4 5. GY5	

See page B109 for dimensional drawings.

* Length in meters. Standard lead length is 0.5 Meters. Consult factory for other lengths. Standard housing material is nickel plated brass "FK."; "FKV.." indicates 316 stainless steel. To specify PVC jacketed cable, add "/S717" to the end of the part number.

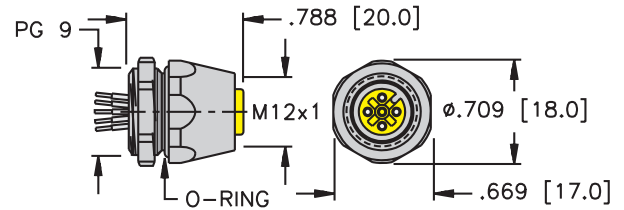
eurofast® Receptacles

1



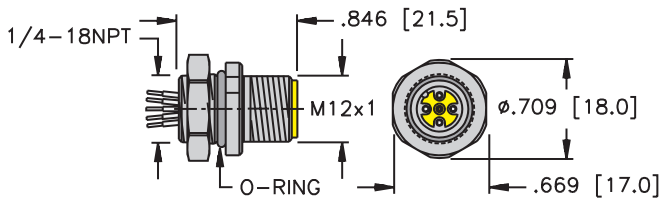
FS ..* Pages B117 - B118

2



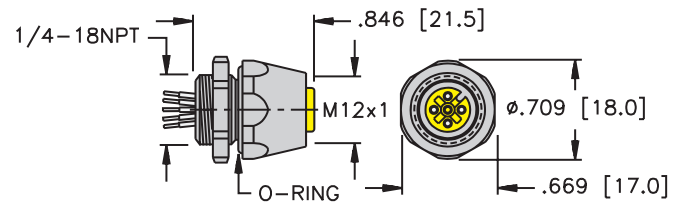
FK ..* Pages B119 - B120

3



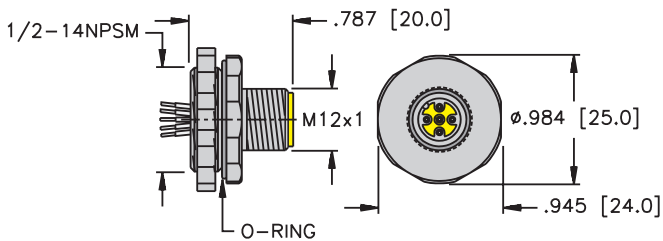
FS ..18.25 Pages B121 - B122

4



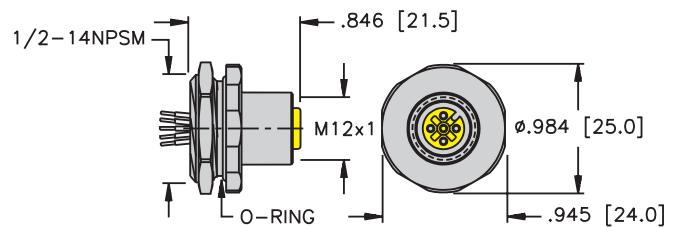
FK ..*/18.25 Pages B123 - B124

5



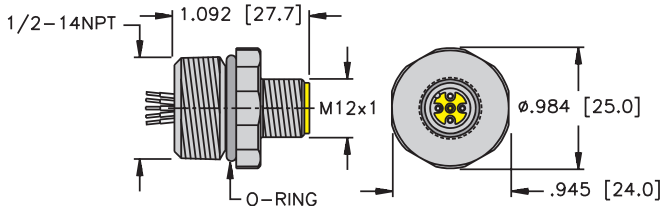
FS .. 14.5 Pages B125 - B126 & B151

6



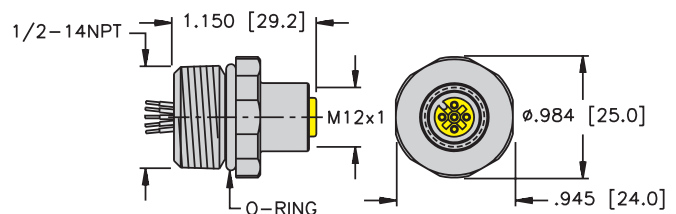
FK ..14.5 Page B127

7



FS ..14.5/NPT Pages B128 - B129

8



FK .. 14.5/NPT Page B130