

4, 5, and 6-Wire eurofast® Receptacles, Front Mount, 1/2-14 NPSM Threads

- Male Receptacles
- NEMA 1, 3, 4, 6P and IEC IP 68 Protection



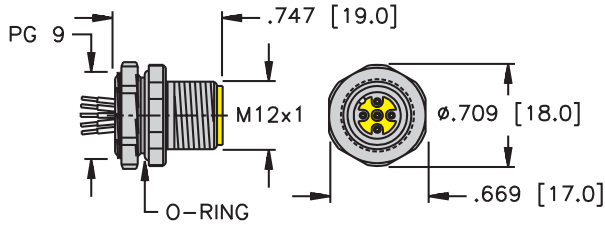
Drawing Number	Part Number	Lead Specs.	Application	Pinout
<p>5 FS ..</p>	FS 4.4-*/14.5	UL, CSA 4x22 AWG 105°C 250 VAC/ 300 VDC 4 A	Mates with 4-pin Cordsets	<ol style="list-style-type: none"> 1. BN 2. WH 3. BU 4. BK
	FS 4.4-*/14.5/S621	UL, CSA 4x18 AWG 105°C 250 VAC/300 VDC 4 A	Mates with 4-pin "C" style /S622 Cordsets	<ol style="list-style-type: none"> 1. GY1 2. GY2 3. GY3 4. GY4
	FS 4.5-*/14.5	UL, CSA 5x22 AWG 105°C 250 V 4 A	Mates with 5-pin Cordsets	<ol style="list-style-type: none"> 1. BN 2. WH 3. BU 4. BK 5. GY
	FS 4.6-*/14.5	UL, CSA 6x22 AWG 105°C 250 V 4 A	Mates with 6-pin Cordsets	<ol style="list-style-type: none"> 1. BN 2. WH 3. BU 4. BK 5. GY 6. PK
	FS 6-*/14.5	UL, CSA 6x24 AWG 105°C 60 VAC/75 VDC 2 A	Mates with 6-pin Cordsets	<ol style="list-style-type: none"> 1. BN 2. WH 3. BU 4. BK 5. GY 6. PK

See page B109 for dimensional drawings.

* Length in meters. Standard cable length is 0.5 Meters. Consult factory for other lengths.
Standard housing material is nickel plated brass "FS."; "FSV.." indicates 316 stainless steel.
To specify PVC jacketed cable, add "/S717" to the end of the part number.

eurofast® Receptacles

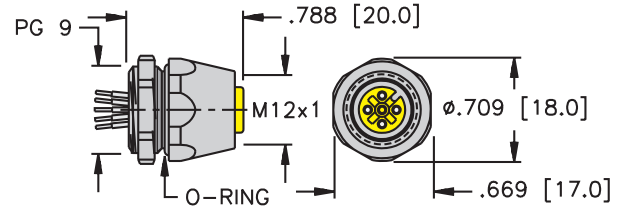
1



FS ..*

Pages B117 - B118

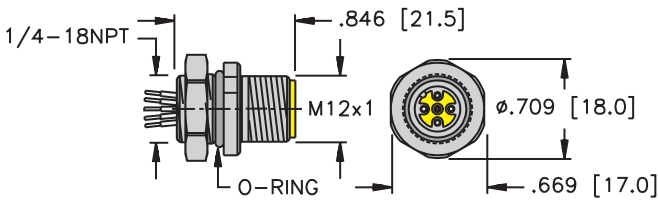
2



FK ..*

Pages B119 - B120

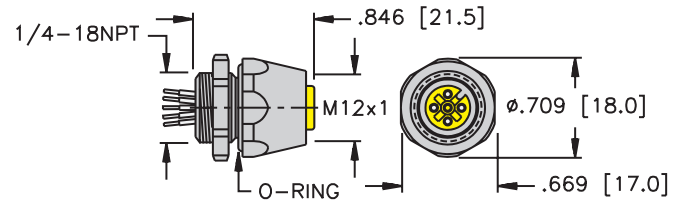
3



FS ..18.25

Pages B121 - B122

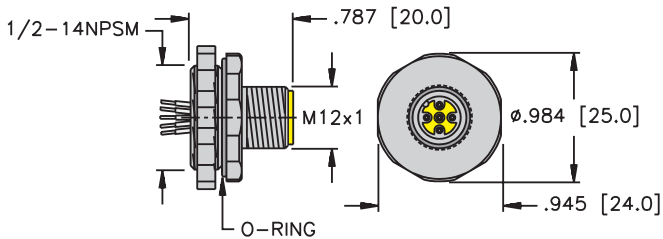
4



FK ..*/18.25

Pages B123 - B124

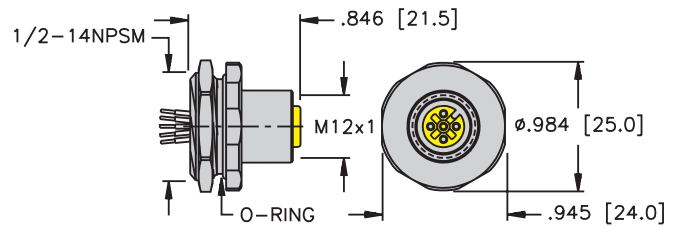
5



FS .. 14.5

Pages B125 - B126 & B151

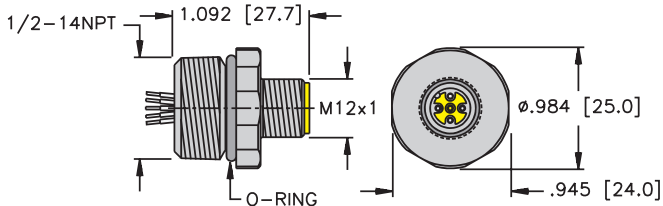
6



FK ..14.5

Page B127

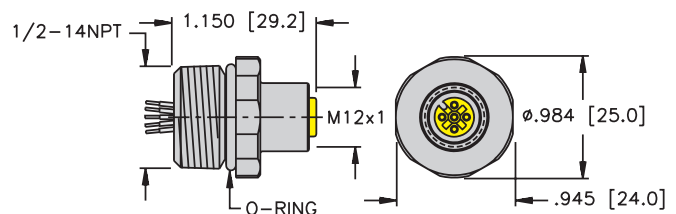
7



FS ..14.5/NPT

Pages B128 - B129

8



FK .. 14.5/NPT

Page B130