

8, 10 and 12-Wire eurofast® Receptacles, Front Mount, 1/2-14 NPT Threads

- Male Receptacles
- NEMA 1, 3, 4, 6P and IEC IP 68 Protection



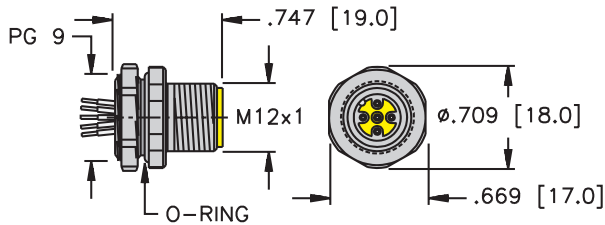
Drawing Number	Part Number	Lead Specs.	Application	Pinout
<p>FS .. /14.5/NPT</p>	FS 8-*/14.5/NPT	UL, CSA 8x24 AWG 105°C 60 VAC/75 VDC 2 A	Mates with 8-pin Cordsets	1. WH 2. BN 3. GN 4. YE 5. GY 6. PK 7. BU 8. RD 
	FS 8.6-*/14.5/NPT	UL, CSA 6x24 AWG 105°C 60 VAC/75 VDC, 2 A	Mates with 8-pin Cordsets	1. WH 2. GN 3. YE 4. GY 5. GN 6. N/C 7. BU 8. N/C 
	FS 10-*/14.5/NPT	UL, CSA 10x24 AWG 105°C 60 VAC/75 VDC 2 A	Mates with 10-pin Cordsets	1. WH 2. BN 3. GN 4. YE 5. GY 6. PK 7. BU 8. RD 9. OG 10. TN 
	FS 12-*/14.5/NPT	UL, CSA 12x24 AWG 105°C 60 VAC/75 VDC 2 A	Mates with 12-pin Cordsets	1. WH 2. BN 3. GN 4. YE 5. GY 6. PK 7. BU 8. RD 9. OG 10. TN 11. BK 12. VT 

See page B109 for dimensional drawings.

\* Length in meters. Standard lead length is 0.5 Meters. Consult factory for other lengths.  
Standard housing material is nickel plated brass "FS."; "FSV.." indicates 316 stainless steel.  
To specify PVC jacketed cable, add "/S717" to the end of the part number.

**eurofast® Receptacles**

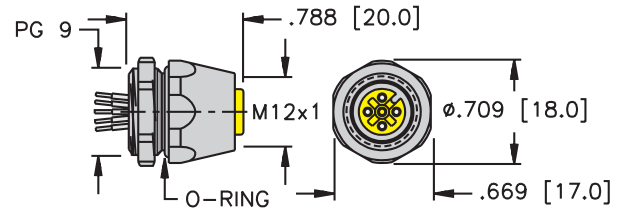
1



FS ..\*

Pages B117 - B118

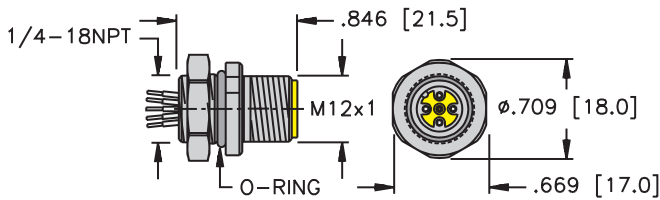
2



FK ..\*

Pages B119 - B120

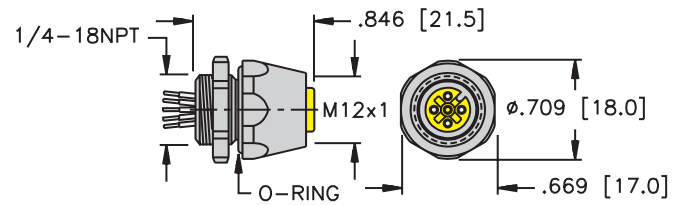
3



FS ..18.25

Pages B121 - B122

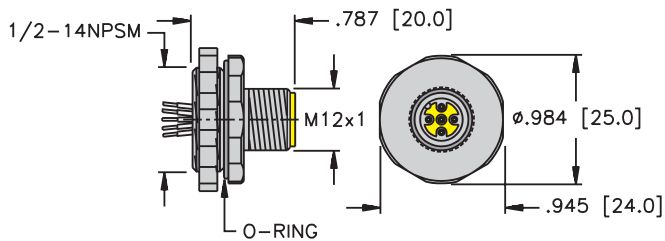
4



FK ..\*/18.25

Pages B123 - B124

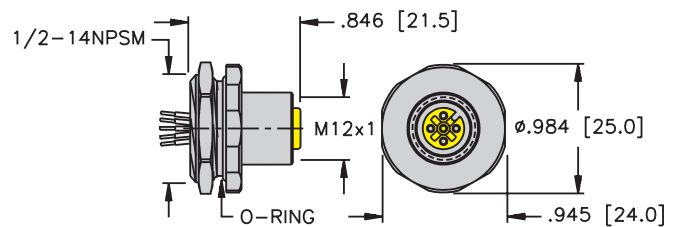
5



FS .. 14.5

Pages B125 - B126 & B151

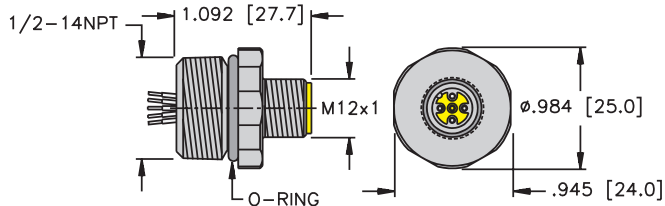
6



FK ..14.5

Page B127

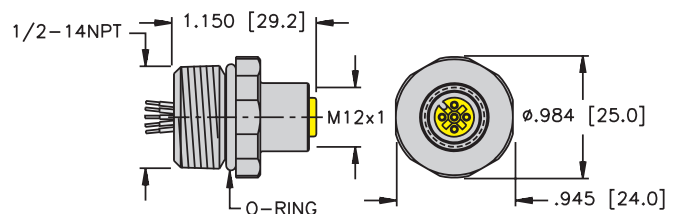
7



FS ..14.5/NPT

Pages B128 - B129

8



FK .. 14.5/NPT

Page B130