


4, 5, 6, 8, 10 and 12-Wire *eurofast*® Receptacles, Front Mount, M20 Threads

- Male Receptacles
- NEMA 1, 3, 4, 6P and IEC IP 68 Protection

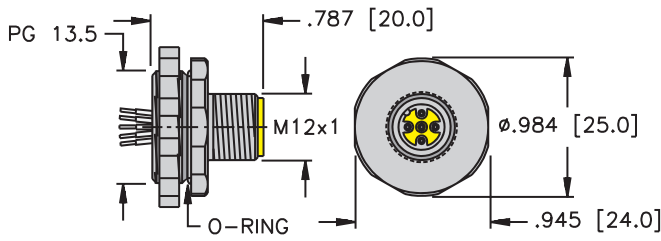


Drawing Number	Part Number	Lead Specs.	Application	Pinout
<p>14 FS .. /M20</p>	FS 4.4-*/M20	UL, CSA 4x22 AWG 105°C 250 VAC/ 300 VDC 4 A	Mates with 4-pin Cordsets	1. BN 2. WH 3. BU 4. BK
	FS 4.5-*/M20	UL, CSA 5x22 AWG 105°C 250 V, 4 A	Mates with 5-pin Cordsets	1. BN 2. WH 3. BU 4. BK 5. GY
	FS 6-*/M20	UL, CSA 6x24 AWG 105°C 60 VAC/75 VDC 2 A	Mates with 6-pin Cordsets	1. BN 2. WH 3. BU 4. BK 5. GY 6. PK
	FS 8-*/M20	UL, CSA 8x24 AWG 105°C 60 VAC/75 VDC 2 A	Mates with 8-pin Cordsets	1. WH 5. GY 2. BN 6. PK 3. GN 7. BU 4. YE 8. RD
	FS 8.6-*/M20	UL, CSA 6x24 AWG 105°C 60 VAC/75 VDC, 2 A	Mates with 8-pin Cordsets	1. WH 5. GN 2. GN 6. N/C 3. YE 7. BU 4. GY 8. N/C
	FS 10-*/M20	UL, CSA 10x24 AWG 105°C 60 VAC/75 VDC 2 A	Mates with 10-pin Cordsets	1. WH 6. PK 2. BN 7. BU 3. GN 8. RD 4. YE 9. OG 5. GY 10. TN
	FS 12-*/M20	UL, CSA 12x24 AWG 105°C 60 VAC/75 VDC 2 A	Mates with 12-pin Cordsets	1. WH 7. BU 2. BN 8. RD 3. GN 9. OG 4. YE 10. TN 5. GY 11. BK 6. PK 12. VT

See page B110 for dimensional drawings.

* Length in meters. Standard lead length is 0.5 Meters. Consult factory for other lengths.
Standard housing material is nickel plated brass "FS."; "FSV.." indicates 316 stainless steel.
To specify PVC jacketed cable, add "/S717" to the end of the part number.

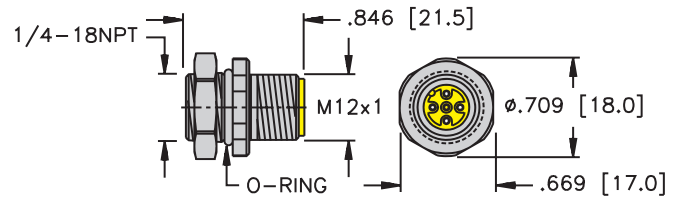
9



FS ..13.5

Page B131

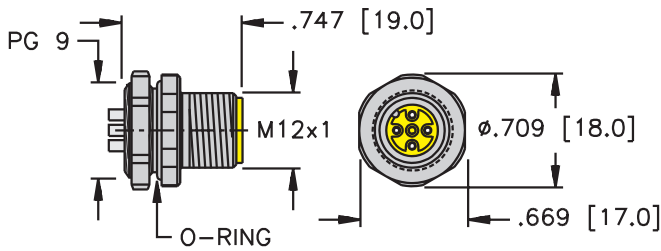
10



FS ..18.25

Page B131

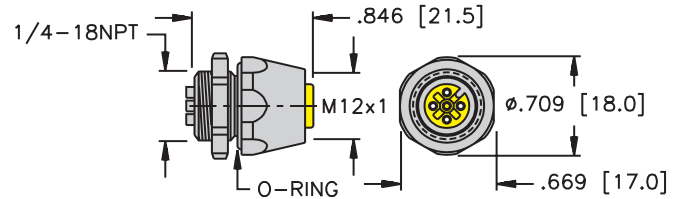
11



FS ..

Page B131

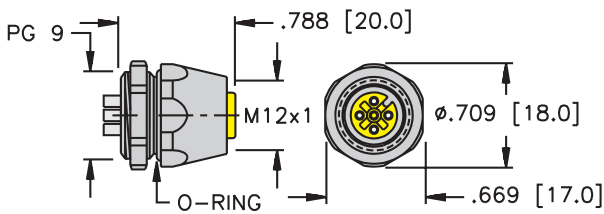
12



FK ..18.25

Page B132

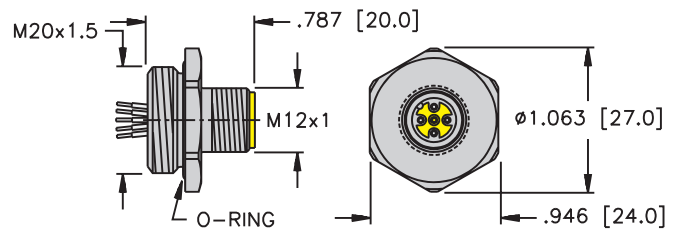
13



FK ..

Page B132

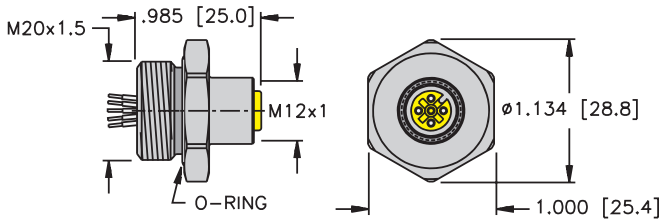
14



FS ../M20

Page B133

15



FK ../M20

Page B134