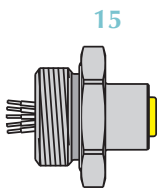
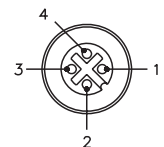
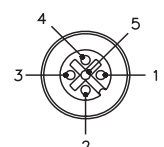
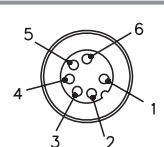
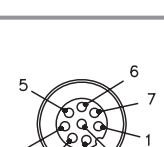
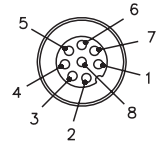
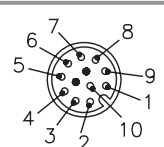
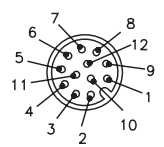


4, 5, 6, 8, 10 and 12-Wire *euromast*® Receptacles, Front Mount, M20 Threads

- Female Receptacles
- NEMA 1, 3, 4, 6P and IEC IP 68 Protection



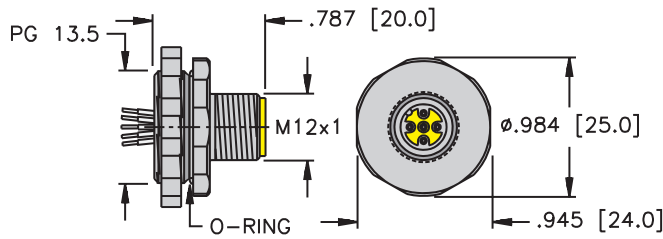
Receptacles

Drawing Number	Part Number	Cable	Application	Pinout
 <p>15</p> <p>FK .. /M20</p>	FK 4.4-*/M20	UL, CSA 4x22 AWG 105°C 250 VAC/ 300 VDC 4 A	Mates with 4-pin Cordsets	<ol style="list-style-type: none"> BN WH BU BK 
	FK 4.5-*/M20	UL, CSA 5x22 AWG 105°C 250 V 4 A	Mates with 5-pin Cordsets	<ol style="list-style-type: none"> BN WH BU BK GY 
	FK 6-*/M20	UL, CSA 6x24 AWG 105°C 60 VAC/75 VDC 2 A	Mates with 6-pin Cordsets	<ol style="list-style-type: none"> BN WH BU BK GY PK 
	FK 8-*/M20	UL, CSA 8x24 AWG 105°C 60 VAC/75 VDC 2 A	Mates with 8-pin Cordsets	<ol style="list-style-type: none"> WH BN GN YE GY PK BU RD 
	FK 8.6-*/M20	UL, CSA 6x24 AWG 105°C 60 VAC/75 VDC, 2 A	Mates with 8-pin Cordsets	<ol style="list-style-type: none"> WH GN YE GY GN N/C BU N/C 
	FK 10-*/M20	UL, CSA 10x24 AWG 105°C 60 VAC/75 VDC 2 A	Mates with 10-pin Cordsets	<ol style="list-style-type: none"> WH BN GN YE GY PK BU RD OG TN 
	FK 12-*/M20	UL, CSA 12x24 AWG 105°C 60 VAC/75 VDC 2 A	Mates with 12-pin Cordsets	<ol style="list-style-type: none"> WH BN GN YE GY PK BU RD OG TN BK VT 

See page B110 for dimensional drawings.

* Length in meters. Standard lead length is 0.5 Meters. Consult factory for other lengths.
Standard housing material is nickel plated brass "FK.."; "FKV.." indicates 316 stainless steel.
To specify PVC jacketed cable, add "/S717" to the end of the part number.

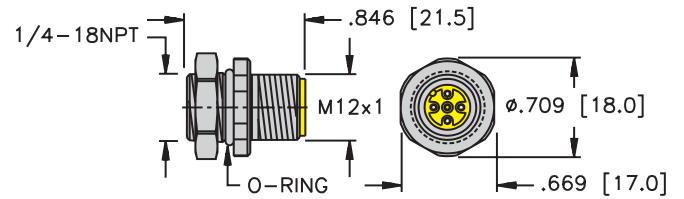
9



FS ..13.5

Page B131

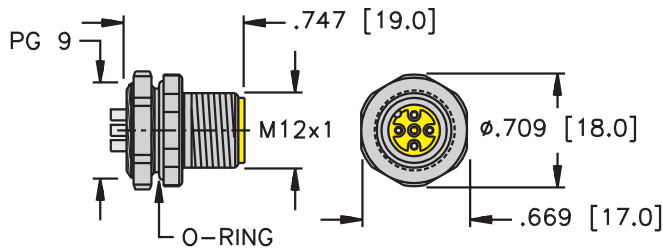
10



FS ..18.25

Page B131

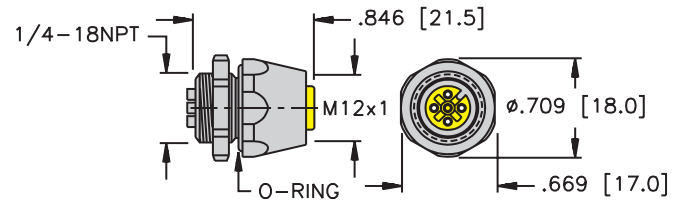
11



FS ..

Page B131

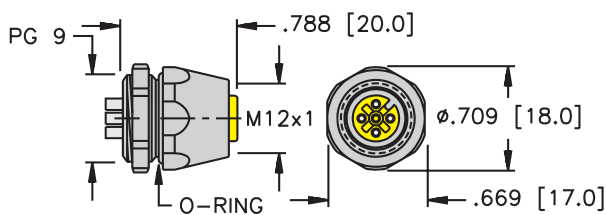
12



FK ..18.25

Page B132

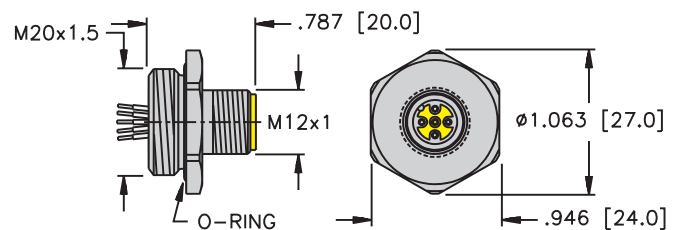
13



FK ..

Page B132

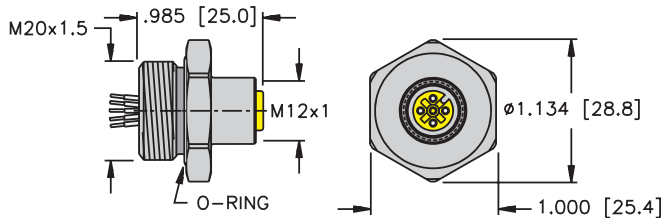
14



FS ../M20

Page B133

15



FK ../M20

Page B134