


4, 5, 6, 8, 10 and 12-Wire eurofast® Receptacles, with Front Lock Nut

- Male Receptacles
- NEMA 1, 3, 4, 6P and IEC IP 68 Protection



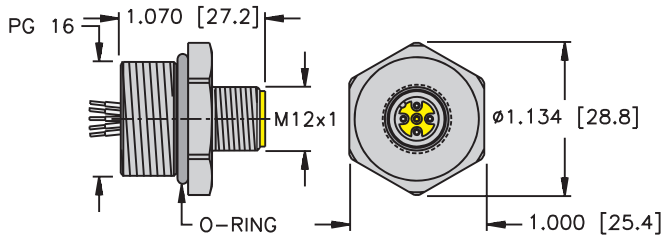
Drawing Number	Part Number	Lead Specs.	Application	Pinout
<p>18</p> <p>FSD ..</p>	FSD 4.4-*	UL, CSA 4x22 AWG 105°C 250 VAC/ 300 VDC 4 A	Mates with 4-pin Cordsets	1. BN 2. WH 3. BU 4. BK
	FSD 4.5-*	UL, CSA 5x22 AWG 105°C 250 V, 4 A	Mates with 5-pin Cordsets	1. BN 2. WH 3. BU 4. BK 5. GY
	FSD 4.5-*/S653	UL, CSA 4x22 AWG, Drain 105°C 250 V, 4 A 5.2 mm OD	Mates with 5-pin Cordsets, 4 Conductors PVC foil Shielded with Drain Wire to pin 5	1. BN 2. WH 3. BU 4. BK 5. Drain
	FSD 6-*	UL, CSA 6x24 AWG 105°C 60 VAC/75 VDC 2 A	Mates with 6-pin Cordsets	1. BN 2. WH 3. BU 4. BK 5. GY 6. PK
	FSD 8-*	UL, CSA 8x24 AWG 105°C 60 VAC/75 VDC 2 A	Mates with 8-pin Cordsets	1. WH 2. BN 3. GN 4. YE 5. GY 6. PK 7. BU 8. RD
	FSD 10-*	UL, CSA 10x24 AWG 105°C 60 VAC/75 VDC 2 A	Mates with 10-pin Cordsets	1. WH 6. PK 2. BN 7. BU 3. GN 8. RD 4. YE 9. OG 5. GY 10. TN
	FSD 12-*	UL, CSA 12x24 AWG 105°C 60 VAC/75 VDC 2 A	Mates with 12-pin Cordsets	1. WH 7. BU 2. BN 8. RD 3. GN 9. OG 4. YE 10. TN 5. GY 11. BK 6. PK 12. VT

See page B111 for dimensional drawings.

* Length in meters. Standard lead length is 0.5 meters. Consult factory for other lengths.
Standard housing material is nickel plated brass "FSD."; "FSDV.." indicates 316 stainless steel.
To specify PVC jacketed cable, add "/S717" to the end of the part number.

eurofast® Receptacles

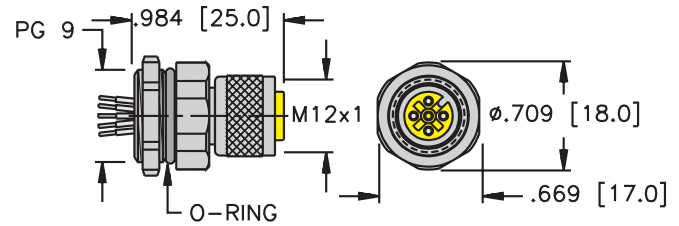
16



FS../PG16

Page B135

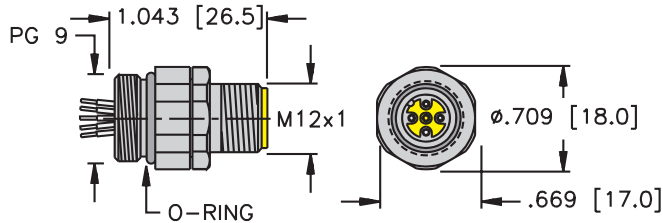
17



FKM...*

Page B136

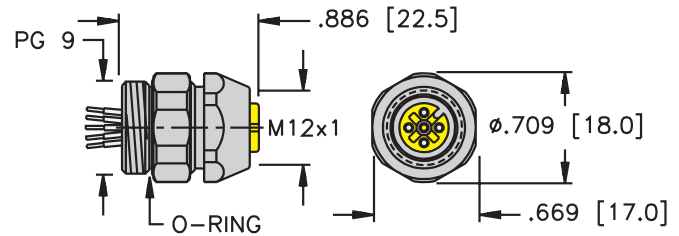
18



FSD...*

Page B137

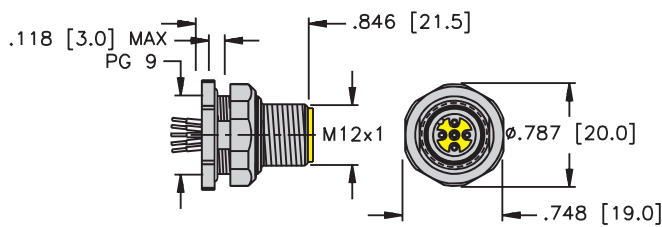
19



FKD...*

Pages B138 - B139

20

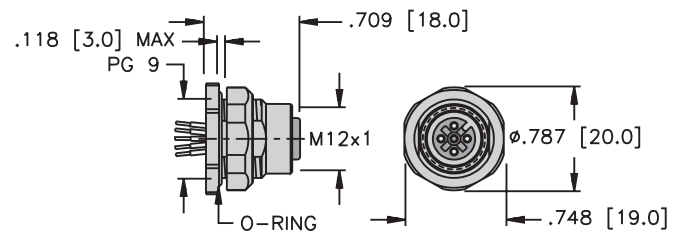


Note: See page B116 for panel cutout.

FSFD...*

Pages B140 - B141

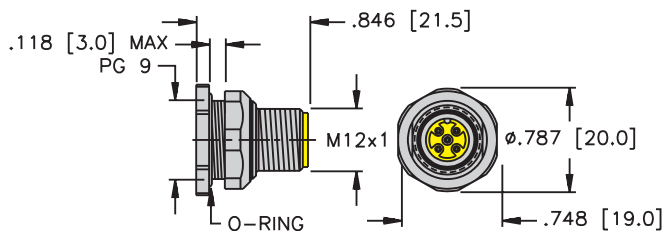
21



FKFD..

Pages B142 - B143

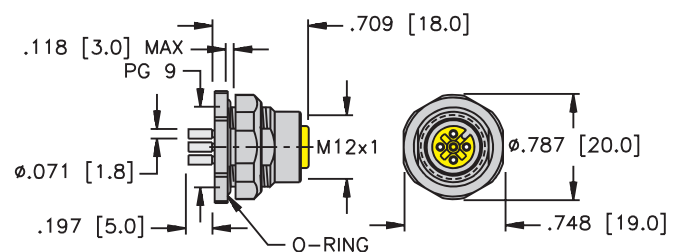
22



FSFDL...*

Page B144

23



FKFDL..

Page B145