


4, 5, and 6-Wire *euromast*® Receptacles, with Front Lock Nut

- Female Receptacles
- NEMA 1, 3, 4, 6P and IEC IP 68 Protection



Receptacles

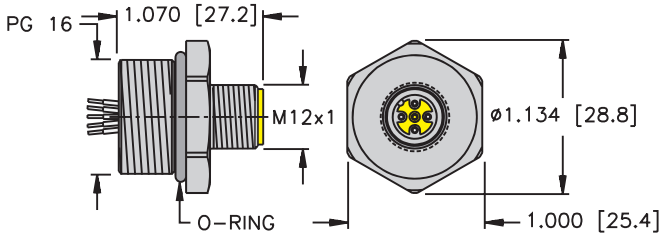
Drawing Number	Part Number	Lead Specs.	Application	Pinout
<p>19 FKD ..</p>	FKD 4.4-*	UL, CSA 4x22 AWG 105°C 250 VAC/ 300 VDC 4 A	<i>Mates with 4-pin Cordsets</i>	<ol style="list-style-type: none"> <li>1. BN</li> <li>2. WH</li> <li>3. BU</li> <li>4. BK</li> </ol>
	FKD 4.5-*	UL, CSA 5x22 AWG 105°C 250 V, 4 A	<i>Mates with 5-pin Cordsets</i>	<ol style="list-style-type: none"> <li>1. BN</li> <li>2. WH</li> <li>3. BU</li> <li>4. BK</li> <li>5. GY</li> </ol>
	FKD 4.5-*/S653	UL, CSA 4x22 AWG, Drain 105°C 250 V, 4 A 5.2 mm OD	<i>Mates with 5-pin Cordsets, 4 Conductors PVC foil Shielded with Drain Wire to pin 5</i>	<ol style="list-style-type: none"> <li>1. BN</li> <li>2. WH</li> <li>3. BU</li> <li>4. BK</li> <li>5. Drain</li> </ol>
	FKD 6-*	UL, CSA 6x24 AWG 105°C 60 VAC/75 VDC 2 A	<i>Mates with 6-pin Cordsets</i>	<ol style="list-style-type: none"> <li>1. BN</li> <li>2. WH</li> <li>3. BU</li> <li>4. BK</li> <li>5. GY</li> <li>6. PK</li> </ol>

See page B111 for dimensional drawings.

\* Length in meters. Standard lead length is 0.5 meters. Consult factory for other lengths. Standard housing material is nickel plated brass "FKD.."; "FKDV.." indicates 316 stainless steel. To specify PVC jacketed cable, add "/S717" to the end of the part number.

eurofast® Receptacles

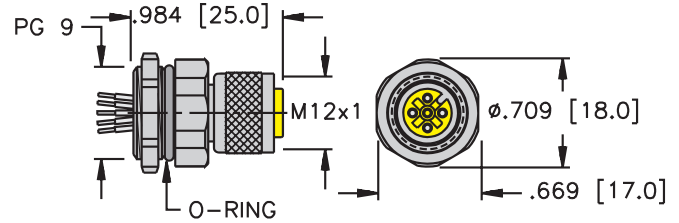
16



FS../PG16

Page B135

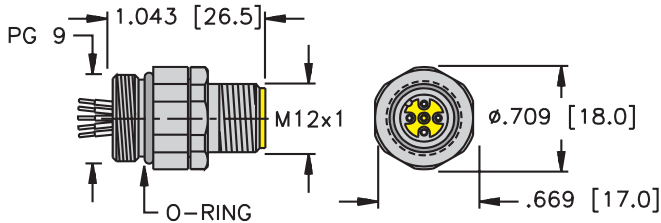
17



FKM..\*

Page B136

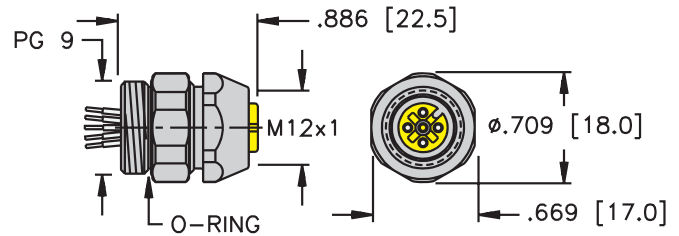
18



FSD..\*

Page B137

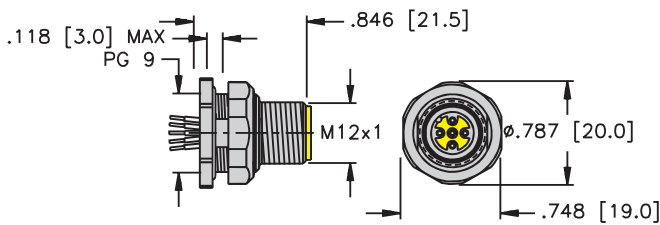
19



FKD..\*

Pages B138 - B139

20

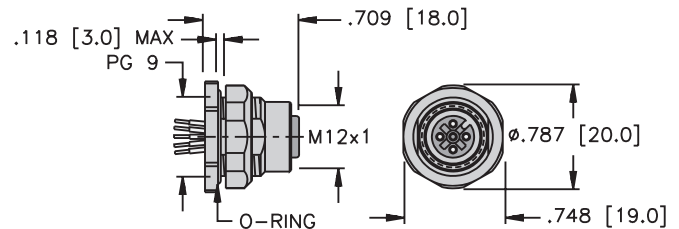


Note: See page B116 for panel cutout.

FSFD..\*

Pages B140 - B141

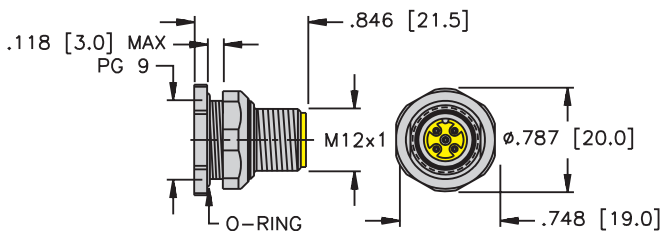
21



FKFD..

Pages B142 - B143

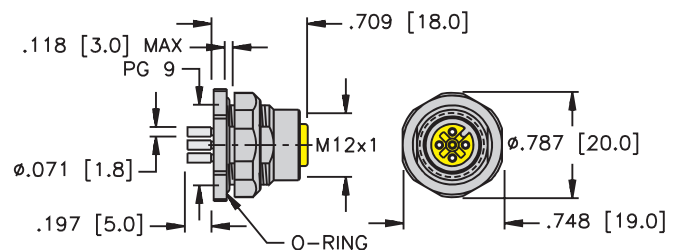
22



FSFDL..\*

Page B144

23



FKFDL..

Page B145