


6, 8, 10 and 12-Wire *eurofast*® Receptacles, Rear Mount with Leads

- Male Receptacles
- NEMA 1, 3, 4, 6P and IEC IP 68 Protection



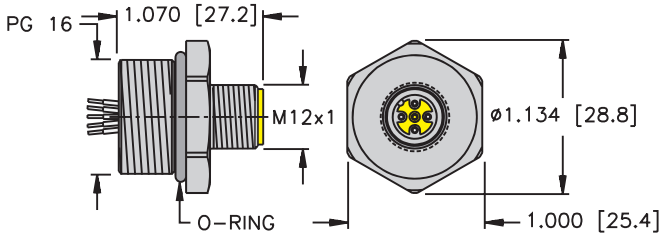
Drawing Number	Part Number	Lead Specs.	Application	Pinout
<p>20</p> <p>FSFD ..</p>	FSFD 6-*	UL, CSA 6x24 AWG 105°C 60 VAC/75 VDC 2 A	Mates with 6-pin Cordsets	<ol style="list-style-type: none"> <li>1. BN</li> <li>2. WH</li> <li>3. BU</li> <li>4. BK</li> <li>5. GY</li> <li>6. PK</li> </ol>
	FSFD 8-*	UL, CSA 8x24 AWG 105°C 60 VAC/75 VDC 2 A	Mates with 8-pin Cordsets	<ol style="list-style-type: none"> <li>1. WH</li> <li>2. BN</li> <li>3. GN</li> <li>4. YE</li> <li>5. GY</li> <li>6. PK</li> <li>7. BU</li> <li>8. RD</li> </ol>
	FSFD 8-*/S1505	UL, CSA 8x26 AWG 105°C 60 VAC/75 VDC 2 A	Mates with 8-pin Cordsets	<ol style="list-style-type: none"> <li>1. WH</li> <li>2. BN</li> <li>3. GN</li> <li>4. YE</li> <li>5. GY</li> <li>6. PK</li> <li>7. BU</li> <li>8. RD</li> </ol>
	FSFD 10-*	UL, CSA 10x24 AWG 105°C 60 VAC/75 VDC 2 A	Mates with 10-pin Cordsets	<ol style="list-style-type: none"> <li>1. WH</li> <li>2. BN</li> <li>3. GN</li> <li>4. YE</li> <li>5. GY</li> <li>6. PK</li> <li>7. BU</li> <li>8. RD</li> <li>9. OG</li> <li>10. TN</li> </ol>
	FSFD 12-*	UL, CSA 12x24 AWG 105°C 60 VAC/75 VDC 2 A	Mates with 12-pin Cordsets	<ol style="list-style-type: none"> <li>1. WH</li> <li>2. BN</li> <li>3. GN</li> <li>4. YE</li> <li>5. GY</li> <li>6. PK</li> <li>7. BU</li> <li>8. RD</li> <li>9. OG</li> <li>10. TN</li> <li>11. BK</li> <li>12. VT</li> </ol>

See page B111 for dimensional drawings.

\* Length in meters. Standard lead length is 0.5 meters. Consult factory for other lengths.  
Standard housing material is nickel plated brass "FSFD.."; "FSFDV.." indicates 316 stainless steel.  
To specify PVC jacketed cable, add "/S717" to the end of the part number.

eurofast® Receptacles

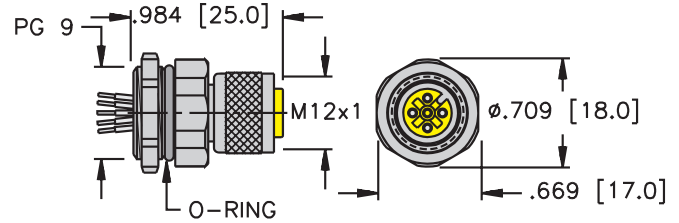
16



FS../PG16

Page B135

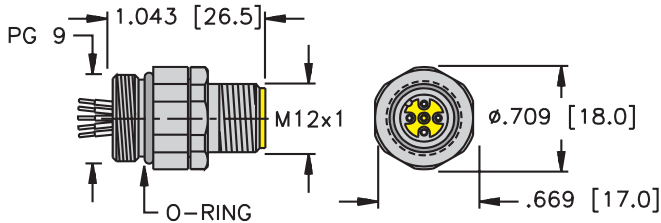
17



FKM...\*

Page B136

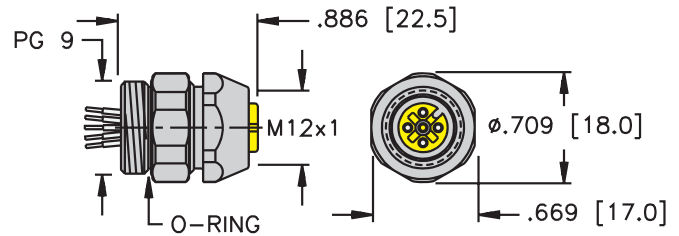
18



FSD...\*

Page B137

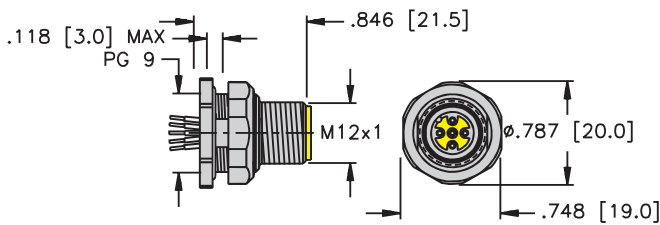
19



FKD...\*

Pages B138 - B139

20

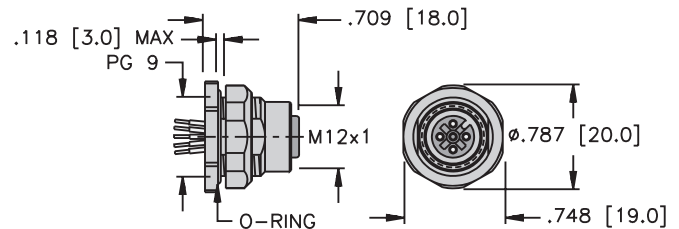


Note: See page B116 for panel cutout.

FSFD...\*

Pages B140 - B141

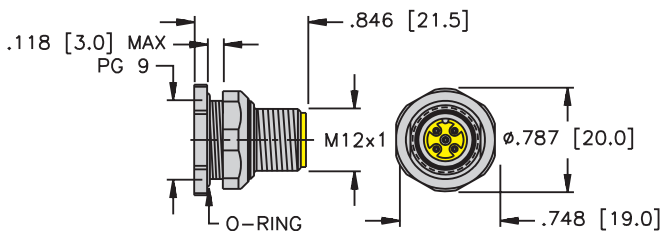
21



FKFD..

Pages B142 - B143

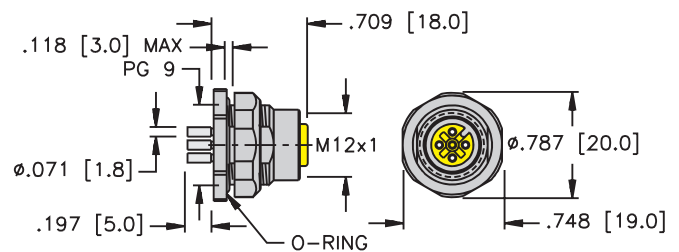
22



FSFDL...\*

Page B144

23



FKFDL..

Page B145