


5-Wire *eurofast*® Receptacles, Front Mount, Reverse Key

- Male Receptacles
- NEMA 1, 3, 4, 6P and IEC IP 68 Protection



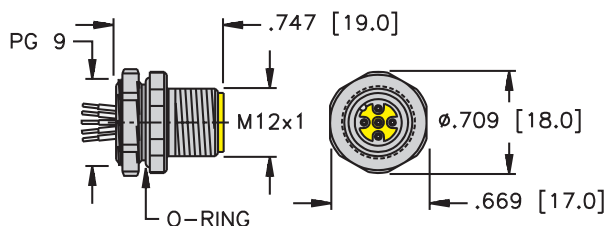
Drawing Number	Part Number	Lead Specs.	Application	Pinout
<p>33</p> <p>FSW ..</p>	FSW 4.5-*	UL, CSA 4x22, Drain 105°C 250 V 4 A	Mates with 5-pin Reverse Key Cordset	1. BN 2. WH 3. BU 4. BK 5. GN/YE
	FSW 4.5-*/S653	UL, CSA 4x22 AWG, Drain 105°C 250 V 4 A	Mates with 5-pin Reverse Key Cordset, 4 Conductors PVC Foil Shielded with Drain Wire to pin 5	1. BN 2. WH 3. BU 4. BK 5. Drain
<p>5</p> <p>FSW .. /14.5</p>	FSW 4.5-*/14.5	UL, CSA 4x22, 1x20 AWG 105°C 250 V 4 A	Mates with 5-pin Reverse Key Cordset	<p>1. BN 2. WH 3. BU 4. BK 5. GN/YE</p>
<p>34</p> <p>FSW .. /14.5/NPT</p>	FSW 4.5-*/14.5/NPT	UL, CSA 4x22, 1x20 AWG 105°C 250 V 4 A	Mates with 5-pin Reverse Key Cordset	
<p>35</p> <p>FSDW ..</p>	FSDW 4.5-*	UL, CSA 4x22, 1x20 AWG, AWM PVC 105°C 250 V 4 A	Mates with 5-pin Reverse Key Cordset	

See page B109 and 114 for dimensional drawings.

\* Length in meters. Standard lead length is 0.5 Meters. Consult factory for other lengths.  
Standard housing material is nickel plated brass "FSW.."; "FSWV.." indicates 316 stainless steel.  
To specify PVC jacketed cable, add "/S717" to the end of the part number.

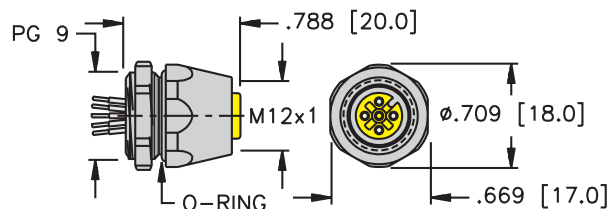
**eurofast® Receptacles**

1



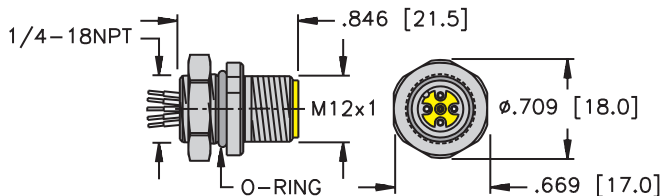
**FS ..\*** Pages B117 - B118

2



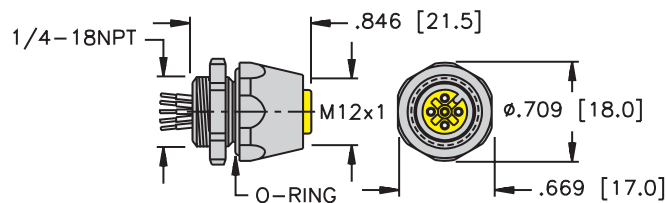
**FK ..\*** Pages B119 - B120

3



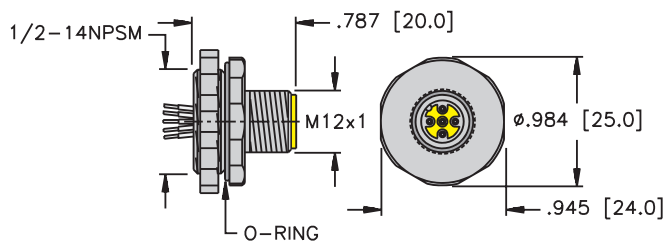
**FS ..18.25** Pages B121 - B122

4



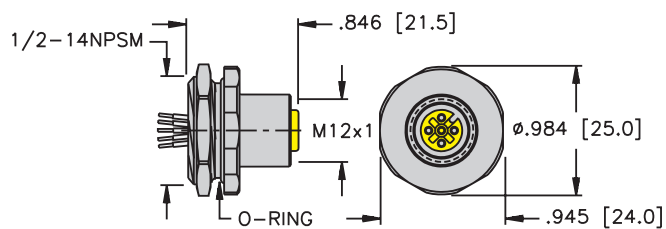
**FK ..\*/18.25** Pages B123 - B124

5



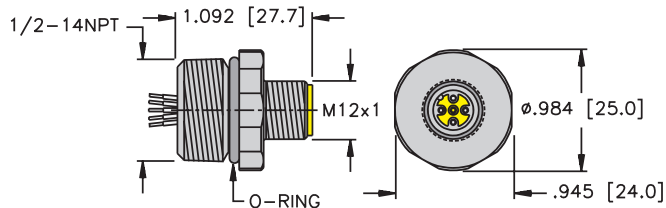
**FS .. 14.5** Pages B125 - B126 & B151

6



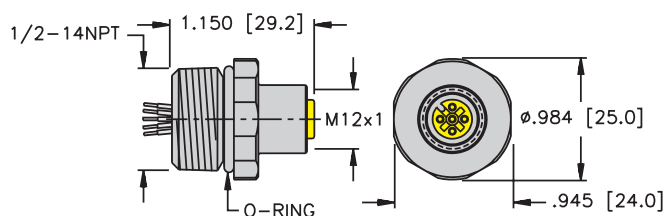
**FK ..14.5** Page B127

7



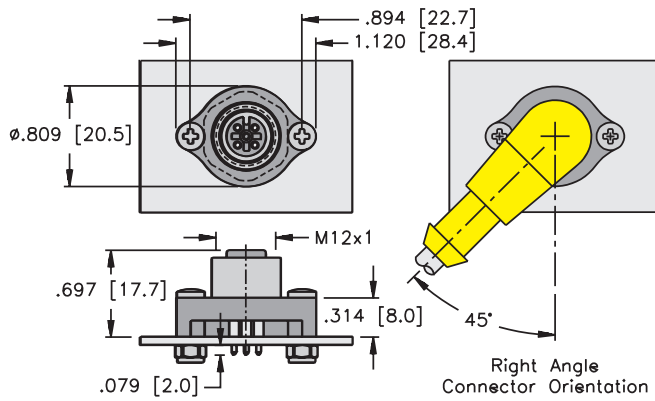
**FS ..14.5/NPT** Pages B128 - B129

8



**FK .. 14.5/NPT** Page B130

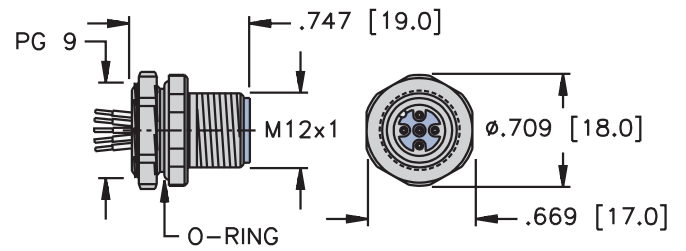
32



FK .. PCB

Page B150

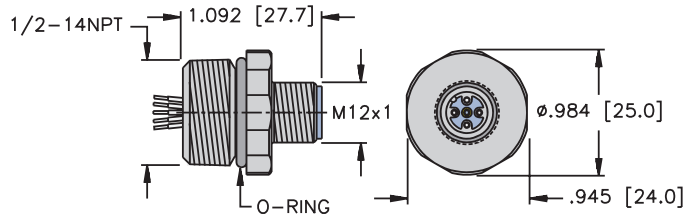
33



FSW ..

Page B151

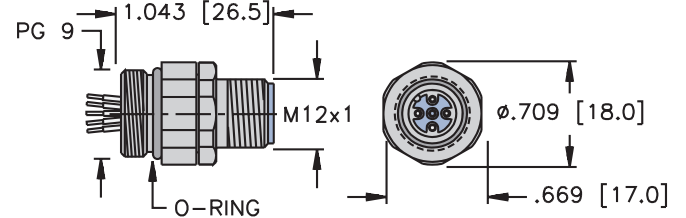
34



FSW ..14.5/NPT

Page B151

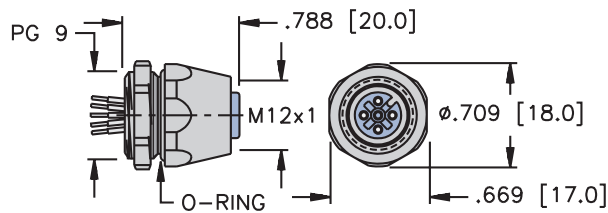
35



FSDW ..

Page B151

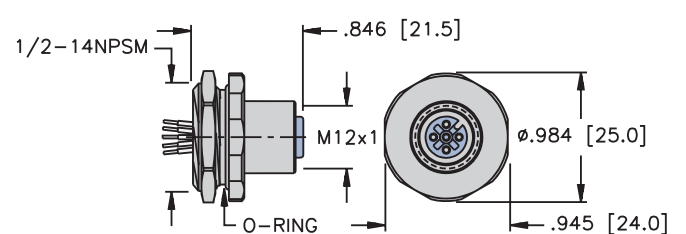
36



FKW ..\*

Page B152

37



FKW ..14.5

Page B152