


2-3 Wire *microfast*® Receptacles, Front Mount, 1/4-18 NPT Threads

- Male Receptacles
- NEMA 1, 3, 4, 6P and IEC IP 67 Protection
- 250 V, 4 A

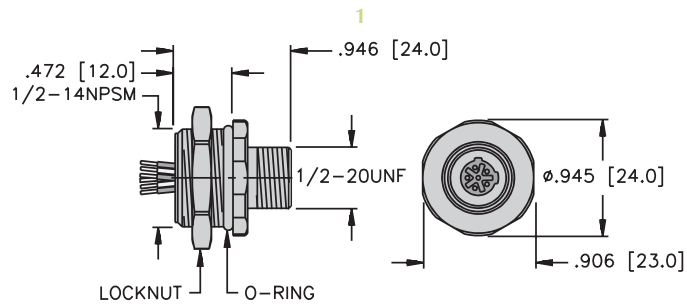


Housing Style	Part Number	Lead Specs.	Features	Pinout
	FSB 2-*/18.25	UL, CSA 2x22 AWG 105°C	1/4 - 18 NPT Threads	1. BN 2. BU 
	FSB 3-*/18.25/S649	UL, CSA 3x22 AWG 105°C		1. GN 2. BK 3. WH
	FSB 3-*/18.25/S662	UL, CSA 3x18 AWG 105°C		
	FSB 3-*/18.25	UL, CSA 3x22 AWG 105°C		
	FSB 3-*/18.25/S690	UL, CSA 3x18 AWG 105°C		1. GN 2. RD/BK 3. RD/WH
	FSB 3-*/18.25/S881	UL, CSA 3x22 AWG 105°C		1. YE 2. GN 3. BN

See page F23 for dimensional drawings.

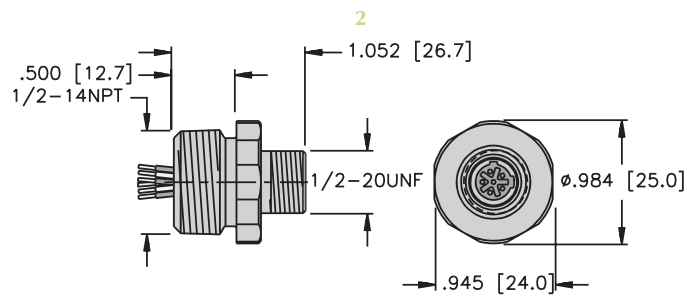
\* Length in meters. Standard lead length is 0.5 Meters. Consult factory for other lengths.  
Standard housing material is nickel plated brass. "FSB ..". "FSBV.." indicates 316 stainless steel housing.  
To specify PVC jacketed cable, add "/S717" to the end of the part number.

microfast® Receptacles



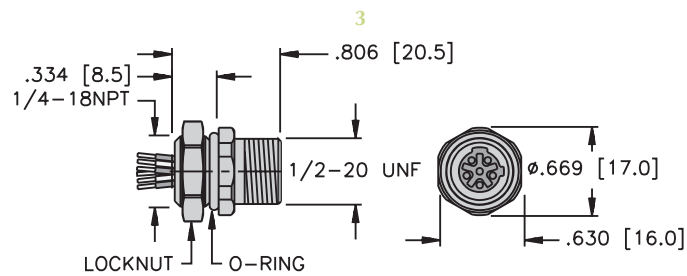
Front Mount 1/2-14 NPSM, Male

Page F25



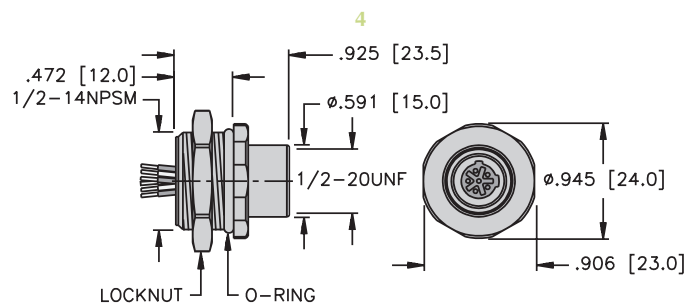
Front Mount 1/2-14 NPT, Male

Page F27



Front Mount 1/4-18 NPT, Male

Page F29 - F30



Front Mount 1/2-14 NPSM, Female

Page F26