

2-6 Wire *microfast*® Receptacles, Front Mount, 1/4-18 NPT Threads

- Female Receptacles
- NEMA 1, 3, 4, 6P and IEC IP 67 Protection
- 250 V, 4 A

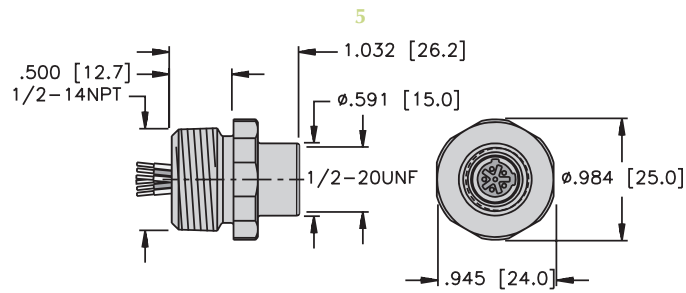


Housing Style	Part Number	Lead Specs.	Features	Pinout
<p>FKB ..18.25</p>	FKB 2-*/18.25	UL, CSA 2x22 AWG 105°C	1/4 - 18 NPT Threads	1. BN 2. BU
	FKB 3-*/18.25	UL, CSA 3x22 AWG 105°C		1. GN 2. RD/BK 3. RD/WH
	FKB 3-*/18.25/S690	UL, CSA 3x18 AWG 105°C		1. GN 2. BK 3. WH
	FKB 3-*/18.25/S662	UL, CSA 3x18 AWG 105°C		1. RD/BK 2. RD/WH 3. RD 4. GN
	FKB 4-*/18.25	UL, CSA 4x22 AWG 105°C		1. RD/WH 2. RD 3. GN 4. RD/YE 5. RD/BK
	FKB 5-*/18.25	UL, CSA 5x22 AWG 105°C		1. RD/WH 2. RD 3. GN 4. RD/YE 5. RD/BK 6. RD/BU
	FKB 5-*/18.25/S690	UL, CSA 5x18 AWG 105°C		
	FKB 6-*/18.25	UL, CSA 6x22 AWG 105°C		

See page F24 for dimensional drawings.

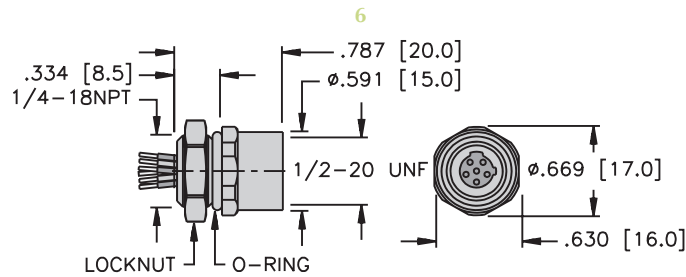
* Length in meters. Standard lead length is 0.5 Meters. Consult factory for other lengths.

Standard housing material is nickel plated brass. "FKB ..". "FKBV .." indicates 316 stainless steel housing.



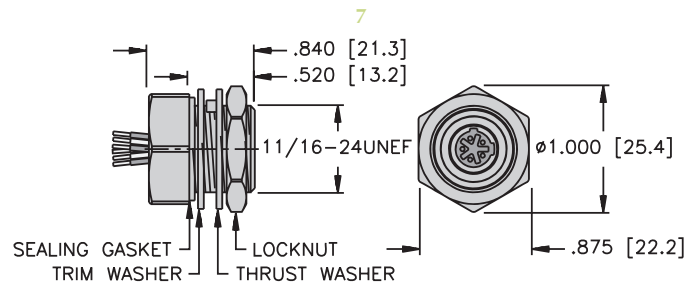
Front Mount 1/2-14 NPT, Female

Page F28



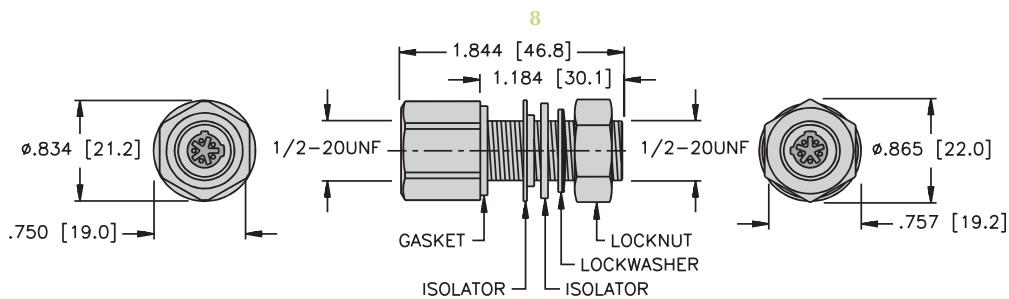
Front Mount 1/4-18 NPT, Female

Page F31



Back Panel Mount, Female

Page F32



Bulkhead Feed-Thru

Page F33