
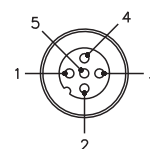
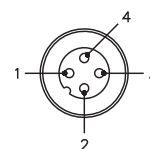


2, 4 and 5-Wire M12 eurofast® Receptacles, Front Mount

- Male Receptacles
- NEMA 1, 3, 4, 6P
- IEC IP 68 Protection



Drawing Number	Part Number	Lead Specs.	Application	Pinout
 <b>FS(N) ..</b>	FS 4.2-*	UL, CSA 2x22 AWG 105°C 250 V 4 A	Mates with 2-pin Cordsets	1. N/C 2. N/C 3. BN 4. BU
	FS 4.22-*	UL, CSA 2x22 AWG 105°C 250 V 4 A	Mates with 2-pin Cordsets	1. BN 2. N/C 3. BU 4. N/C
	FS 4.4-*	UL, CSA 4x22 AWG 105°C 250 V 4 A	Mates with 4-pin Cordsets	1. BN 2. WH 3. BU 4. BK
	FS 4.4-*/S621	UL, CSA 4x18 AWG 105°C 250 V 4 A	Mates with 4-pin "C" style /S622 Cordsets	1. GY1 2. GY2 3. GY3 4. GY4
	FS 4.5-*	UL, CSA 5x22 AWG 105°C 250 V, 4 A	Mates with 5-pin Cordsets	1. BN 2. WH 3. BU 4. BK 5. GY
	FS 4.5-*/S627	UL, CSA 5x20 AWG 105°C 250 V, 4 A	Mates with 5-pin Cordsets	1. BN 2. WH 3. BU 4. BK 5. Drain
	FSN 5-*	UL, CSA 5x22 AWG, Drain 105°C 250 V, 4 A	See pinout	1. GN 2. WH 3. OG 4. BK 5. RD



See page D113 for dimensional drawings.

\* Length in meters. Standard Lead length is 0.5 Meters. Consult factory for other lengths.  
Standard housing material is nickel plated brass "FS."; "FSV.." indicates 316 stainless steel.  
To specify PVC jacketed cable, add "/S717" to the end of the part number.