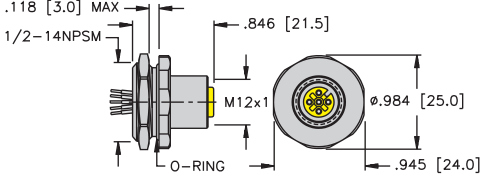
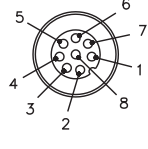
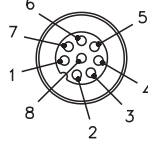
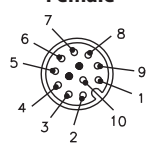
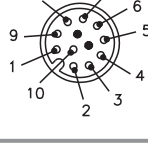
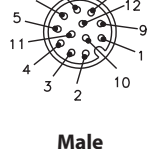
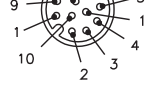




- NEMA 1, 3, 4, 6P
- IEC IP68 Protection
- 60 VAC/75 VDC, 2 A



Housing Style	Female Part Number	Male Part Number	Features	Pinout
<p><b>FK ..14.5</b></p>  <p>Typical panel cutout is 21 mm.</p>	FK 8-*/14.5	FS 8-*/14.5	8x24 AWG, 105°C, mates with 8-pin cordsets, UL Recognized, CSA Approved	<p><b>Female</b></p>  <p><b>Male</b></p> 
	FK 8.6-*/14.5	FS 8.6-*/14.5	CSA, 6x24 AWG, 105°C, mates with 8-pin cordsets, UL Recognized, CSA Approved	<p><b>Female</b></p>  <p><b>Male</b></p> 
	FK 10-*/14.5	FS 10-*/14.5	10x24 AWG, 105°C, mates with 10-pin Cordsets	<p><b>Female</b></p>  <p><b>Male</b></p> 
	FK 12-*/14.5	FS 12-*/14.5	12x24 AWG, 105°C, mates with 12-pin cordsets	<p><b>Female</b></p>  <p><b>Male</b></p> 

Receptacles

\* Length in meters. Standard lead length is 0.5 Meters. Consult factory for other lengths. Standard housing material is nickel plated brass "FS."; "FSV.." indicates stainless steel. To specify PVC jacketed cable, add "/S717" to the end of the part number.