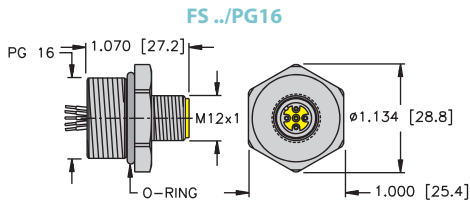


# TURCK M12 eurofast® Connectivity

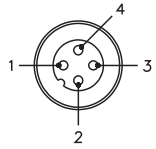
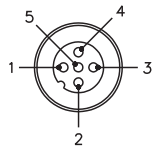
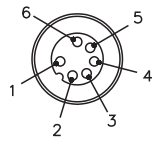
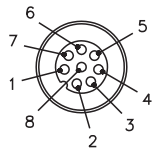
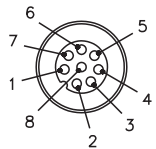
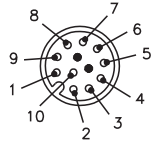
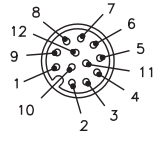
## 4, 5, 6, 8, 10 and 12-Wire Receptacles, Front Mount, PG 16 Threads



- NEMA 1, 3, 4, 6P
- IEC IP68 Protection



Typical panel cutout is 22.5 mm.

Housing Style	Male Part Number	Features	Pinout
	FS 4.4-*/PG16	4x22 AWG, 105°C, 250 V, 4 A, mates with 4-pin cordset, UL Recognized, CSA Approved	1. BN 2. WH 3. BU 4. BK 
	FS 4.5-*/PG16	5x22 AWG, 105°C, 250 V, 4 A, mates with 5-pin cordset, UL Recognized, CSA Approved	1. BN 2. WH 3. BU 4. BK 5. GY 
	FS 6-*/PG16	6x24 AWG, 105°C, 60 VAC/75 VDC, 2 A, mates with 6-pin cordset, UL Recognized, CSA Approved	1. BN 2. WH 3. BU 4. BK 5. GY 6. PK 
	FS 8-*/PG16	8x24 AWG, 105°C, 60 VAC/75 VDC, 2 A, mates with 8-pin cordset, UL Recognized, CSA Approved	1. WH 2. BN 3. GN 4. YE 5. GY 6. PK 7. BU 8. RD 
	FS 8.6-*/PG16	6x24 AWG, 105°C, 60 VAC/75 VDC, 2 A, mates with 8-pin cordset, UL Recognized, CSA Approved	1. WH 2. GN 3. YE 4. GY 5. BN 6. N/C 7. BU 8. N/C 
	FS 10-*/PG16	10x24 AWG, 105°C, 60 VAC/75 VDC, 2 A, mates with 10-pin cordset	1. WH 2. BN 3. GN 4. YE 5. GY 6. PK 7. BU 8. RD 9. OG 10. TN 
	FS 12-*/PG16	12x24 AWG, 105°C, 60 VAC/75 VDC, 2 A, mates with 12-pin cordset	1. WH 2. BN 3. GN 4. YE 5. GY 6. PK 7. BU 8. RD 9. OG 10. TN 11. BK 12. VT 

Receptacles