





D-Size 1 3/8" powerfast Cordset Selection Matrix

| | | | 1  | 2  | 3  | 4  |
|------|-----|----------------|-------------------------------------------------------------------------------------|-------------------------------------------------------------------------------------|---------------------------------------------------------------------------------------|---------------------------------------------------------------------------------------|
| | | | Straight Female | Straight Male | Right Angle Female | Right Angle Male |
| Pins | AWG | Current Rating | TC-ER STOOW | TC-ER STOOW | TC-ER STOOW | TC-ER STOOW |
| 3 | 10 | 30 Amps | GKDM 30-*M | GSDM 30-*M | GKDWM 30-*M | GSDWM 30-*M |
| | 12 | 25 Amps | GKDM 32-*M | GSDM 32-*M | GKDWM 32-*M | GSDWM 32-*M |
| | 14 | 18 Amps | GKDM 34-*M | GSDM 34-*M | GKDWM 34-*M | GSDWM 34-*M |
| 4 | 10 | 25 Amps | GKDM 40-*M | GSDM 40-*M | GKDWM 40-*M | GSDWM 40-*M |
| | 12 | 20 Amps | GKDM 42-*M | GSDM 42-*M | GKDWM 42-*M | GSDWM 42-*M |
| | 14 | 15 Amps | GKDM 44-*M | GSDM 44-*M | GKDWM 44-*M | GSDWM 44-*M |

| Pins | AWG | Current Rating | TC-ER | TC-ER | TC-ER | TC-ER |
|------|-----|----------------|------------------|------------------|-------------------|-------------------|
| 3 | 10 | 30 Amps | GKDM 30-*M/S4000 | GSDM 30-*M/S4000 | GKDWM 30-*M/S4000 | GSDWM 30-*M/S4000 |
| | 12 | 25 Amps | GKDM 32-*M/S4000 | GSDM 32-*M/S4000 | GKDWM 32-*M/S4000 | GSDWM 32-*M/S4000 |
| | 14 | 18 Amps | GKDM 34-*M/S4000 | GSDM 34-*M/S4000 | GKDWM 34-*M/S4000 | GSDWM 34-*M/S4000 |
| 4 | 10 | 25 Amps | GKDM 40-*M/S4000 | GSDM 40-*M/S4000 | GKDWM 40-*M/S4000 | GSDWM 40-*M/S4000 |
| | 12 | 20 Amps | GKDM 42-*M/S4000 | GSDM 42-*M/S4000 | GKDWM 42-*M/S4000 | GSDWM 42-*M/S4000 |
| | 14 | 15 Amps | GKDM 44-*M/S4000 | GSDM 44-*M/S4000 | GKDWM 44-*M/S4000 | GSDWM 44-*M/S4000 |

See page 15 for dimensional drawings.





* Length in meters. Standard cable lengths are 2, 5 and 10 meters. Consult factory for other lengths.

Note: Extension cables are available, please consult Part Number Key (page 10).

Standard coupling nut material is nickel plated brass. Consult Part Number Key (page 10) for anodized aluminum and 316 stainless steel options.

D-Size 1 3/8" powerfast

D-Size 1 3/8" powerfast Receptacle Selection Matrix


| Front Mount | | | 5 | 6 | 7 | 8 |
|-------------|-----|----------------|-----------------------------------------------------------------------------------|-----------------------------------------------------------------------------------|-------------------------------------------------------------------------------------|-------------------------------------------------------------------------------------|
| | | |  |  |  |  |
| | | | Female | Male | Female | Male |
| Pins | AWG | Current Rating | 1/2-14 NPT Mounting Thread | 1/2-14 NPT Mounting Thread | 3/4-14 NPT Mounting Thread | 3/4-14 NPT Mounting Thread |
| 3 | 10 | 30 Amps | GKDF 30-*M/14.5/NPT | GSDF 30-*M/14.5/NPT | GKDF 30-*M/14.75/NPT | GSDF 30-*M/14.75/NPT |
| | 12 | 25 Amps | GKDF 32-*M/14.5/NPT | GSDF 32-*M/14.5/NPT | GKDF 32-*M/14.75/NPT | GSDF 32-*M/14.75/NPT |
| | 14 | 18 Amps | GKDF 34-*M/14.5/NPT | GSDF 34-*M/14.5/NPT | GKDF 34-*M/14.75/NPT | GSDF 34-*M/14.75/NPT |
| 4 | 10 | 25 Amps | GKDF 40-*M/14.5/NPT | GSDF 40-*M/14.5/NPT | GKDF 40-*M/14.75/NPT | GSDF 40-*M/14.75/NPT |
| | 12 | 20 Amps | GKDF 42-*M/14.5/NPT | GSDF 42-*M/14.5/NPT | GKDF 42-*M/14.75/NPT | GSDF 42-*M/14.75/NPT |
| | 14 | 15 Amps | GKDF 44-*M/14.5/NPT | GSDF 44-*M/14.5/NPT | GKDF 44-*M/14.75/NPT | GSDF 44-*M/14.75/NPT |

See page 16 for dimensional drawings.

* Length in meters. Standard lead length is 0.5 meters. Consult factory for other lengths.

Note: Standard housing material is nickel plated brass. Consult Part Number Key (page 10) for anodized aluminum and 316 stainless steel options.

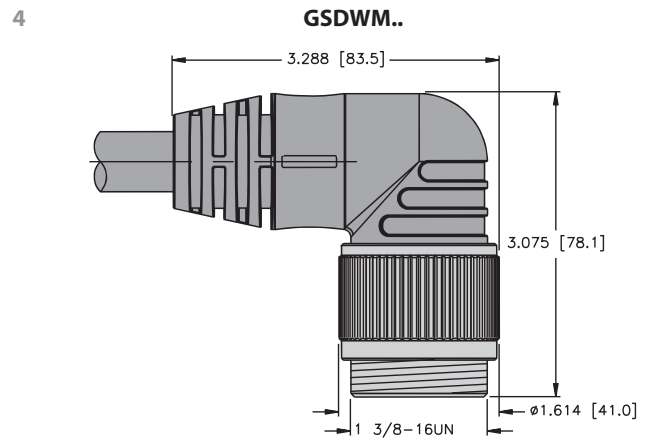
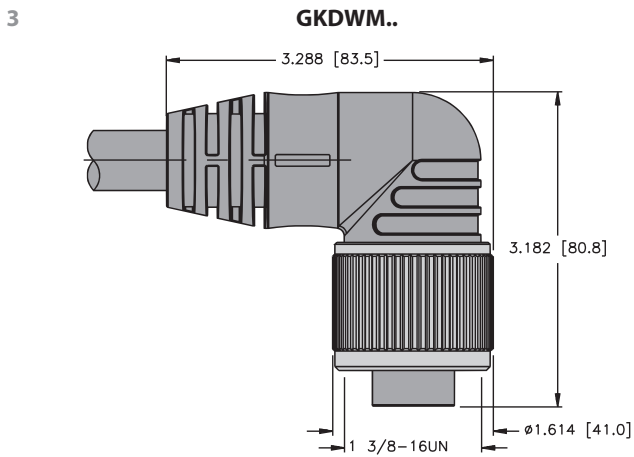
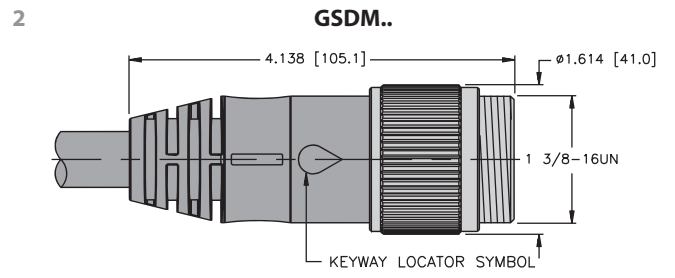
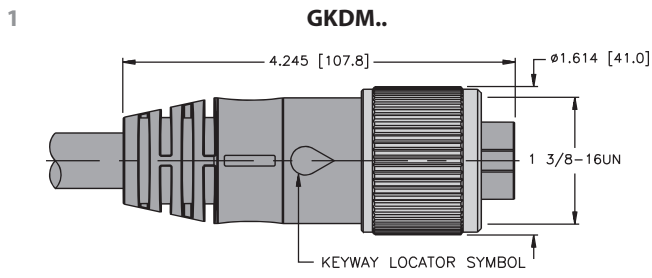
D-Size 1 3/8" powerfast Field Wireable Selection Matrix

| Front Mount | | | 9 | 10 |
|-------------|------|----------------|-------------------------------------------------------------------------------------|---------------------------------------------------------------------------------------|
| | | |  |  |
| | | | Female | Male |
| Pins | AWG | Current Rating | Screw Terminal | Screw Terminal |
| 3 | 8-14 | Up to 30 Amps | GKDM 30-0 | GSDM 30-0 |
| 4 | 8-14 | Up to 25 Amps | GKDM 40-0 | GSDM 40-0 |

See page 16 for dimensional drawings.

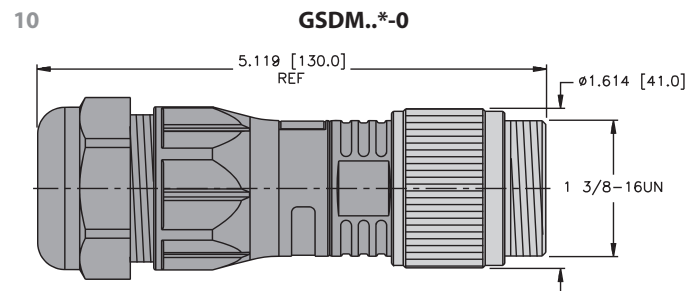
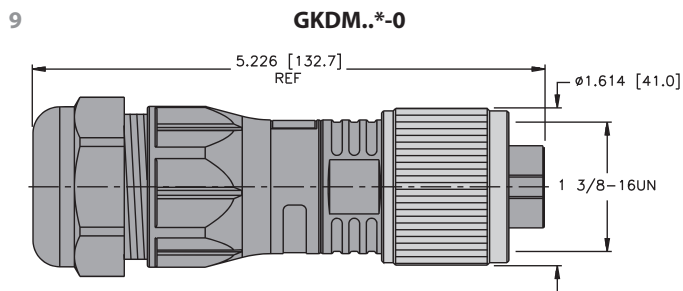
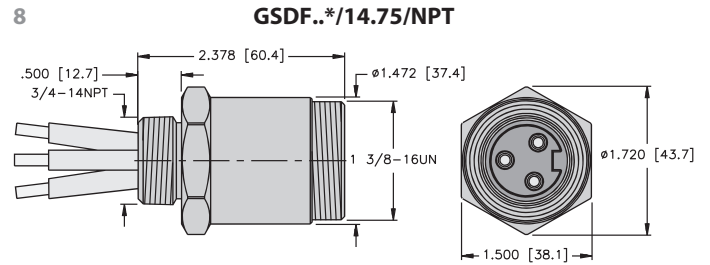
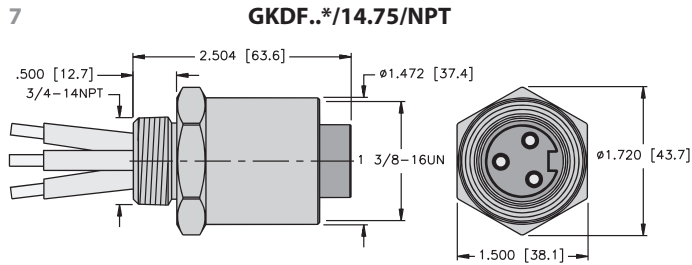
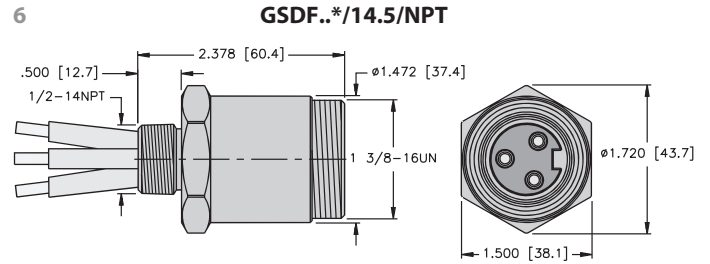
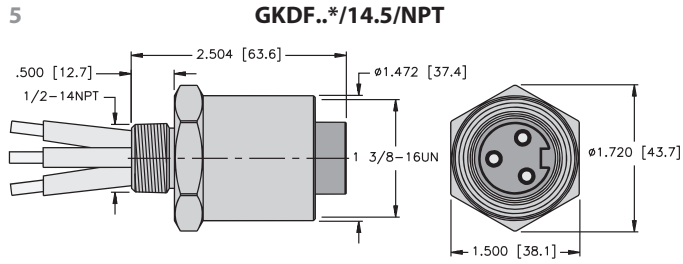
Note: Standard coupling nut material is nickel plated brass. Consult factory for anodized aluminum and 316 stainless steel options.

D-Size 1 3/8" powerfast Cordset Dimensions

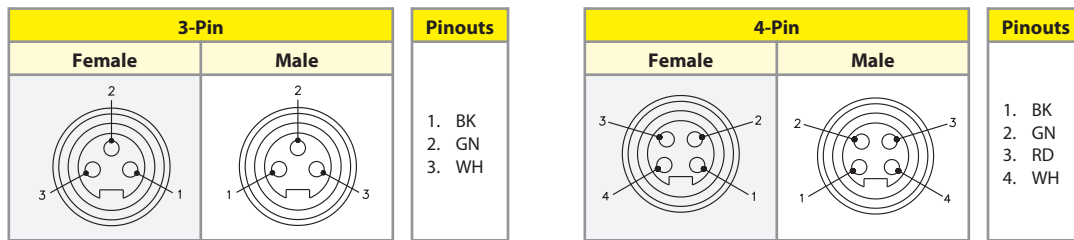


D-Size 1 3/8" powerfast

D-Size 1 3/8" powerfast Receptacle and Field Wireable Dimensions



D-Size 1 3/8" powerfast Cordset, Receptacle and Field Wireable Pinouts



D-Size 1 3/8" powerfast Tee Specifications

Mechanical

| | |
|----------------------------------|--------------------------------------------|
| Mold material/Color: | PVC/Black |
| Contact carrier material: | PVC |
| Coupling nut material: | |
| Standard: | Nickel plated brass |
| Additional options: | Anodized aluminum 316 stainless steel |
| Environmental protection: | NEMA 1, 3, 4, 6P and IEC IP67, IP68, IP69K |
| Temperature rating: | -40 to +90°C (-40 to +194°F) |

Electrical

| | |
|-------------------------------------|-----------------------------------|
| Contact material: | Brass or copper with gold plating |
| Cable jacket material/Color: | |
| Standard: | TC-ER STOOW PVC/Black |
| Additional options: | TC-ER PVC/Black (/S4000 version) |
| Ratings: | 15-30 Amps, 600 VAC |

D-Size 1 3/8" powerfast Cordset Specifications**Mechanical**

| | |
|----------------------------------|-----------------------------------------------|
| Mold material/Color: | PVC/Black |
| Contact carrier material: | PVC |
| Coupling nut material: | |
| Standard: | Nickel plated brass |
| Additional options: | Anodized aluminum 316 stainless steel |
| Environmental protection: | NEMA 1, 3, 4, 6P and IEC IP67, IP68, IP69K |
| Temperature rating: | -40 to +90°C (-40 to +194°F) |

Electrical

| | |
|-------------------------------------|-----------------------------------|
| Contact material: | Brass or copper with gold plating |
| Cable jacket material/Color: | |
| Standard: | TC-ER STOOW PVC/Black |
| Additional options: | TC-ER PVC/Black (/S4000 version) |
| Ratings: | 15-30 Amps, 600 VAC |

**D-Size 1 3/8" powerfast Receptacle Specifications****Mechanical**

| | |
|----------------------------------|-----------------------------------------------|
| Contact carrier material: | PVC |
| Housing material/Plating: | |
| Standard: | Nickel plated brass |
| Additional options: | Anodized aluminum 316 stainless steel |
| Environmental protection: | NEMA 1, 3, 4, 6P and IEC IP67, IP68, IP69K |
| Temperature rating: | -40 to +105°C (-40 to +221°F) |

Electrical

| | |
|------------------------------|-----------------------------------|
| Contact material: | Brass or copper with gold plating |
| Conductor insulation: | PVC |
| Ratings: | 15-30 Amps, 600 VAC |

**D-Size 1 3/8" powerfast Field Wireable Specifications****Mechanical**

| | |
|----------------------------------|------------------------------------------|
| Housing material/Color: | Nylon/Black |
| Contact carrier material: | PVC |
| Coupling nut material: | |
| Standard: | Nickel plated brass |
| Additional options: | Anodized aluminum 316 stainless steel |
| Environmental protection: | NEMA 6P and IEC IP67 |
| Temperature rating: | -40 to +90°C (-40 to +194°F) |

Electrical

| | |
|--------------------------|-----------------------------------|
| Contact material: | Brass or copper with gold plating |
| Ratings: | Up to 30 Amps, 600 VAC |