


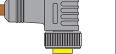
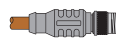
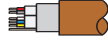





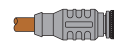
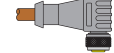


CC-Link, 430 Communication Cable and Cordset Selection Matrix

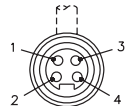
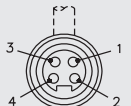
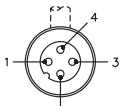
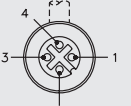
		<i>minifast</i> [®]				<i>eurofast</i> [®]	
		Pin (Male)		Socket (Female)		Pin (Male)	
		1  RSM	2  WSM	3  RKM	4  WKM	5  RSC	
 Bare		RSM 430-*M	WSM 430-*M	RKM 430-*M	WKM 430-*M	RSC 430-*M	
<i>minifast</i>	Pin (Male)	1  RSM	RSM RSM 430-*M	RSM WSM 430-*M	RSM RKM 430-*M	RSM WKM 430-*M	RSM RSC 430-*M
	Pin (Male)	2  WSM		WSM WSM 430-*M	WSM RKM 430-*M	WSM WKM 430-*M	WSM RSC 430-*M
	Socket (Female)	3  RKM			RKM RKM 430-*M	RKM WKM 430-*M	RKM RSC 430-*M
	Socket (Female)	4  WKM				WKM WKM 430-*M	WKM RSC 430-*M
<i>eurofast</i>	Pin (Male)	5  RSC					RSC RSC 430-*M
	Pin (Male)	6  WSC					
	Socket (Female)	7  RKC					
	Socket (Female)	8  WKC					

See pages S11 - S12 for dimensional drawings.

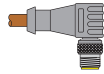
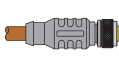
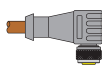
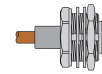
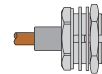
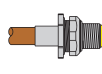
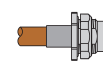
* Indicates length in meters.

Standard cable lengths are 1.0, 2.0, 4.0, 6.0, 10...15 Meters. Consult factory for other lengths.

For stainless steel coupling nuts change part number RSM... to RSV, WSM... to WSV.

<i>minifast</i>		Pinouts	<i>eurofast</i>	
Male	Female	1. Grey (Drain) 2. White (DB) 3. Yellow (DG) 4. Blue (DA)	Male	Female
				

CC-Link, 430 Communication Cable and Cordset Selection Matrix

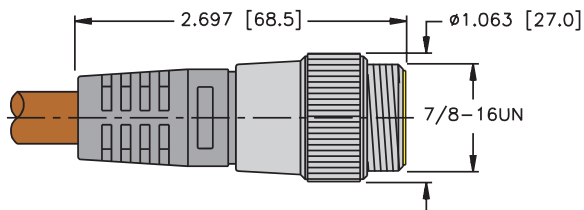
<i>euromast</i> [®]			<i>minifast</i> [®] Bulkhead		<i>euromast</i> Bulkhead (Thin Only)	
Pin (Male)	Socket (Female)		Pin (Male)	Socket (Female)	Pin (Male)	Socket (Female)
6  WSC	7 	8 	9 	10 	11 	12 
WSC 430-*M	RKC 430-*M	WKC 430-*M	RSFP 430-*M	RKFP 430-*M	FSFD 430-*M	FKFD 430-*M
RSM WSC 430-*M	RSM RKC 430-*M	RSM WKC 430-*M	RSM RSFP 430-*M	RSM RKFP 430-*M	RSM FSFD 430-*M	RSM FKFD 430-*M
WSM WSC 430-*M	WSM RKC 430-*M	WSM WKC 430-*M	WSM RSFP 430-*M	WSM RKFP 430-*M	WSM FSFD 430-*M	WSM FKFD 430-*M
RKM WSC 430-*M	RKM RKC 430-*M	RKM WKC 430-*M	RKM RSFP 430-*M	RKM RKFP 430-*M	RKM FSFD 430-*M	RKM FKFD 430-*M
WKM WSC 430-*M	WKM RKC 430-*M	WKM WKC 430-*M	WKM RSFP 430-*M	WKM RKFP 430-*M	WKM FSFD 430-*M	WKM FKFD 430-*M
RSC WSC 430-*M	RSC RKC 430-*M	RSC WKC 430-*M	RSC RSFP 430-*M	RSC RKFP 430-*M	RSC FSFD 430-*M	RSC FKFD 430-*M
WSC WSC 430-*M	WSC RKC 430-*M	WSC WKC 430-*M	WSC RSFP 430-*M	WSC RKFP 430-*M	WSC FSFD 430-*M	WSC FKFD 430-*M
	RKC RKC 430-*M	RKC WKC 430-*M	RKC RSFP 430-*M	RKC RKFP 430-*M	RKC FSFD 430-*M	RKC FKFD 430-*M
		WKC WKC 430-*M	WKC RSFP 430-*M	WKC RKFP 430-*M	WKC FSFD 430-*M	WKC FKFD 430-*M

CC-Link, minifast® Cordset and Receptacle Connector Dimensions

Specifications

Housing:	TPU (Polyurethane)
Coupling Nut:	Nickel Plated CuZn or Stainless Steel
Contact Carrier:	TPU (Polyurethane)
Contacts:	Gold Plated CuZn
Protection:	NEMA 1, 3, 4, 6P and IEC IP 68
Rated Voltage:	300 V
Rated Current:	9 A
Ambient Temperature:	-40°C to +75°C

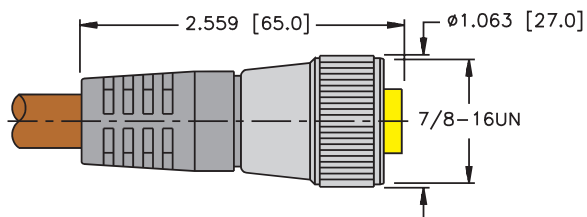
1



RSM ..

Pages S8 - S10

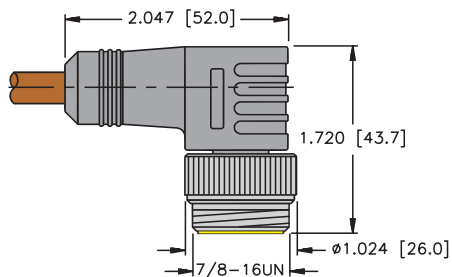
3



RKM ..

Pages S8 - S10

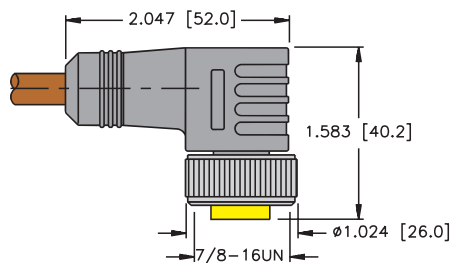
2



WSM ..

Pages S8 - S10

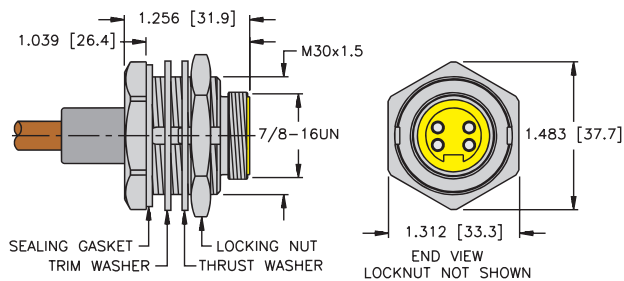
4



WKM ..

Pages S8 - S10

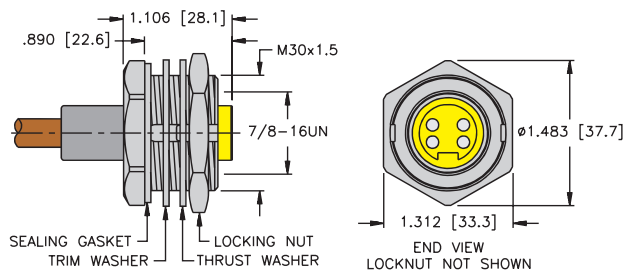
9



RSFP ..

Pages S8 - S10

10



RKFP ..

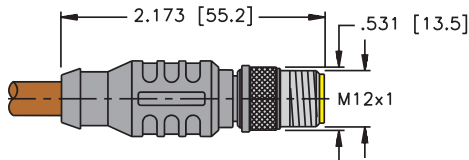
Pages S8 - S10

CC-Link, eurofast® Cordset and Receptacle Connector Dimensions

Specifications

Housing: PUR (Polyurethane)
Coupling Nut: Nickel Plated CuZn or Stainless Steel
Contact Carrier: TPU (Polyurethane) or POM (Nylon)
Contacts: Gold Plated CuZn
Protection: NEMA 1, 3, 4, 6P and IEC IP 68
Rated Voltage: 250 V
Rated Current: 4 A
Ambient Temperature: -40°C to +75°C

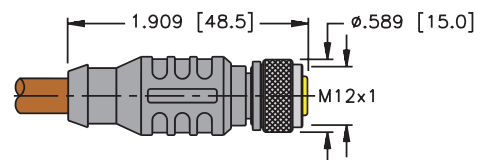
5



RSC ..

Pages S8 - S10

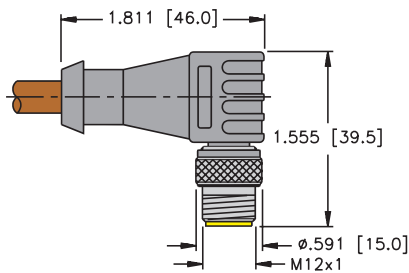
7



RKC ..

Pages S8 - S10

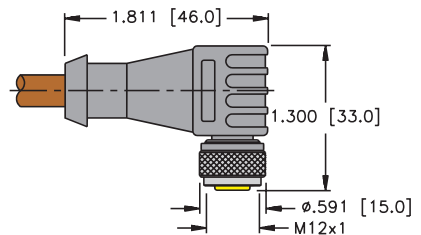
6



WSC ..

Pages S8 - S10

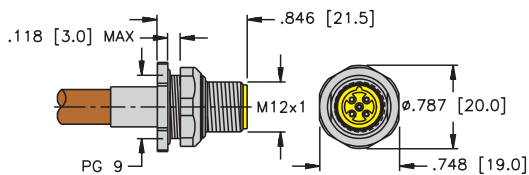
8



WKC ..

Pages S8 - S10

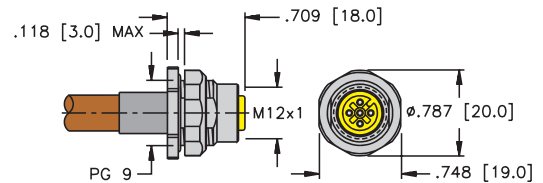
11



FSFD ..

Pages S8 - S10

12



FKFD ..

Pages S8 - S10

CC-link