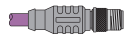



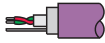


DISTRIBUTED I/O SALES GUIDE

PROFIBUS[®]-DP, (M12x1) *euofast*[®] Cable and Cordset Selection Matrix



| | | <i>euofast</i> | | | |
|---|------------|--|--|--|--|
| | | Pin (Male) | | Socket (Female) | |
| | |  1 RSSW |  2 WSSW |  3 RKSW |  4 WKSW |
|  Bare | | RSSW 45x-*M | WSSW 45x-*M | RKSW 45x-*M | WKSW 45x-*M |
| <i>euofast</i> | Pin (Male) | | | | |
| | 1 RSSW | RSSW RSSW 45x-*M | RSSW WSSW 45x-*M | RSSW RKSW 45x-*M | RSSW WKSW 45x-*M |
| | 2 WSSW | | WSSW WSSW 45x-*M | WSSW RKSW 45x-*M | WSSW WKSW 45x-*M |
| | 3 RKSW | | | RKSW RKSW 45x-*M | RKSW WKSW 45x-*M |
| 4 WKSW | | | | WKSW WKSW 45x-*M | |

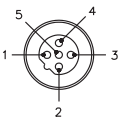

See page H129 for dimensional drawings.

* Indicates length in meters.

x Indicates cable type.

Standard cable lengths are 1, 2, 4, 6, 8, 10, 15, and in +5 meter increments from there. Consult factory for other lengths.
For stainless steel coupling nuts change part number RSSW...RSSWV.

Pinouts

| <i>euofast</i> | 45 series pinout | 59 series pinout | <i>euofast</i> |
|--|---|--|--|
| Male  | 1. N/C 2. Green (TxD) 3. N/C 4. Red (RxD) 5. Bare (Shield Drain Wire) | 1. Blue (TxD_1) 2. Green (TxD) 3. White (RxD_1) 4. Red (RxD) 5. Bare (Shield Drain Wire) | Female  |