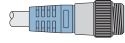

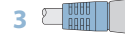



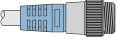





# NETWORK WIRING

## DeviceNet™, Cable/Cordset Selection Matrix

		minifast®				eurofast® (Thin/Mid Only)
		Pin (Male)		Socket (Female)		Pin (Male)
		1  RSM	2  WSM	3  RKM	4  WKM	7  RSC
Bare 		RSM 57x-*M	WSM 57x-*M	RKM 57x-*M	WKM 57x-*M	RSC 57x-*M
minifast	Pin (Male)					
	1  RSM	RSM RSM 57x-*M	RSM WSM 57x-*M	RSM RKM 57x-*M	RSM WKM 57x-*M	RSM RSC 57x-*M
	2  WSM		WSM WSM 57x-*M	WSM RKM 57x-*M	WSM WKM 57x-*M	WSM RSC 57x-*M
	3  RKM			RKM RKM 57x-*M	RKM WKM 57x-*M	RKM RSC 57x-*M
Socket (Female)						
4  WKM				WKM WKM 57x-*M	WKM RSC 57x-*M	

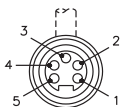
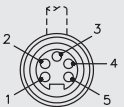
See pages H55 - H56 for dimensional drawings.

\* Indicates length in meters.

x Indicates cable type.

Standard cable lengths are 1, 2, 4, 6, 8, 10, 15, and in +5 meter increments from there. Consult factory for other lengths.

For stainless steel coupling nuts change part number RSM ... to RSV, WSM ... to WSV.

minifast		Pinouts	eurofast	
Male	Female		Male	Female
		1. Bare (Shield Drain Wire) 2. Red (+ Voltage) 3. Black (- Voltage) 4. White (CAN_H) 5. Blue (CAN_L)	