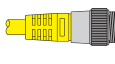

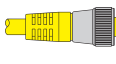
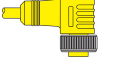
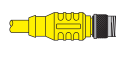

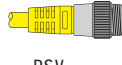

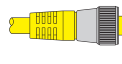
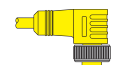

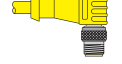

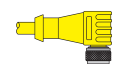


NETWORK WIRING

Cable and Cordset Selection Matrix

		<i>minifast</i> [®]				<i>eurofast</i> [®]	
		Pin (Male)		Socket (Female)		Pin (Male)	
		 1 RSV	 2 WSV	 3 RKV	 4 WKV	 7 RSCV	
 Bare		RSV 49x-*M	WSV 49x-*M	RKV 49x-*M	WKV 49x-*M	RSCV 49x-*M	
<i>minifast</i>	Pin (Male)	 1 RSV	RSV RSV 49x-*M	RSV WSV 49x-*M	RSV RKV 49x-*M	RSV WKV 49x-*M	RSV RSCV 49x-*M
	Pin (Male)	 2 WSV		WSV WSV 49x-*M	WSV RKV 49x-*M	WSV WKV 49x-*M	WSV RSCV 49x-*M
	Socket (Female)	 3 RKV			RKV RKV 49x-*M	RKV WKV 49x-*M	RKV RSCV 49x-*M
	Socket (Female)	 4 WKV				WKV WKV 49x-*M	WKV RSCV 49x-*M
<i>eurofast</i>	Pin (Male)	 7 RSCV					RSCV RSCV 49x-*M
	Pin (Male)	 8 WSCV					
	Socket (Female)	 9 RSCV					
	Socket (Female)	 10 WSCV					

See pages H97 - H98 for dimensional drawings.

* Indicates length in meters.

x Indicates cable type.

Standard cable lengths are 1, 2, 4, 6, 8, 10, 15...50 Meters. Consult factory for other lengths.

For stainless steel coupling nuts change part number RSM ... to RSV, WSM ... to WSV. For **eurofast armorfast**[®] cable RSC ... to RSA.

<i>minifast</i>		Pinouts	<i>eurofast</i>	
Male	Female	1. Blue (- Voltage) 2. Brown (+ Voltage) 3. Bare (Shield Drain Wire) 4. Green/Yellow (Ground)	Male	Female
