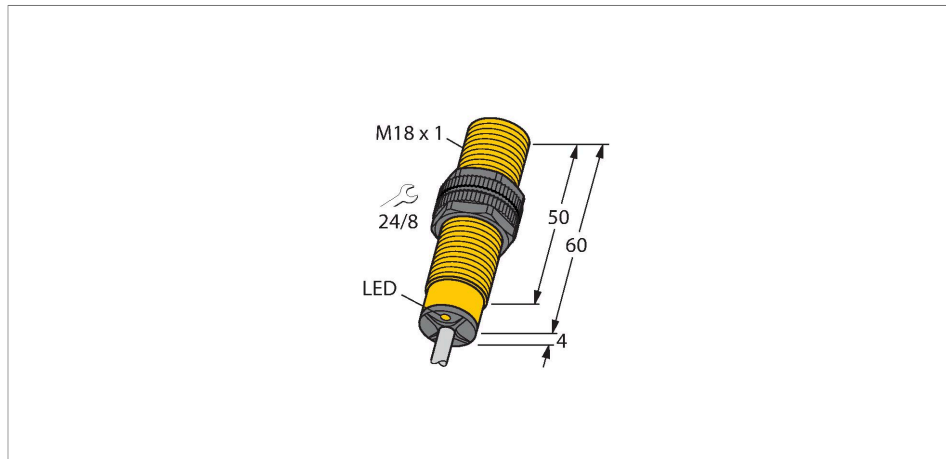


# BI5-S18-RZ3X/S100 7M

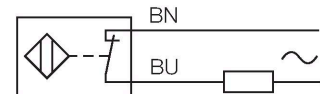
## Inductive Sensor – With Increased Temperature Range



### Features

- Threaded barrel, M18 x 1
- Plastic, PA12-GF30
- Temperatures up to +100 °C
- AC 2-wire, 20...250 VAC
- DC 2-wire, 10...300 VDC
- NC contact
- Cable connection

### Wiring diagram

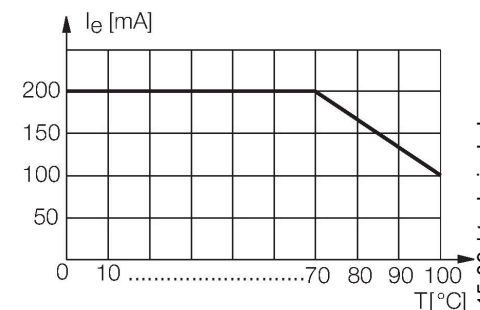


### Technical data

Type	BI5-S18-RZ3X/S100 7M
ID	13593
Special version	S100 corresponds to: Maximum ambient temperature = 100 °C
<b>General data</b>	
Rated switching distance	5 mm
Mounting conditions	Flush
Secured operating distance	$\leq (0.81 \times S_n)$ mm
Correction factors	St37 = 1; Al = 0.3; stainless steel = 0.7; Ms = 0.4
Repeat accuracy	$\leq 2$ % of full scale $\leq \pm 20$ %, $\geq +70$ °C
Hysteresis	3...15 %
<b>Electrical data</b>	
Operating voltage	20...250 VAC
Operating voltage	10...300 VDC
AC rated operational current	$\leq 400$ mA
DC rated operational current	$\leq 300$ mA
Rated operational current	See derating curve
Frequency	$\geq 50$ ... $\leq 60$ Hz
Residual current	$\leq 1.7$ mA
Isolation test voltage	$\leq 1.5$ kV
Surge current	$\leq 8$ A ( $\leq 10$ ms max. 5 Hz)
Voltage drop at $I_e$	$\leq 6$ V
Output function	2-wire, NC contact, 2-wire

### Functional principle

Inductive sensors detect metal objects contactless and wear-free. For this purpose they use a high-frequency electromagnetic AC field that interacts with the target. The sensors hosting a ferrite core coil generate the AC field through an LC resonant circuit. Special versions are available for ambient temperatures between -60°C and +250°C.



## Technical data

Smallest operating current	≥ 3 mA
Switching frequency	0.02 kHz
<b>Mechanical data</b>	
Design	Threaded barrel, M18 x 1
Dimensions	64 mm
Housing material	Plastic, PA12-GF30
Active area material	Plastic, PA12-GF30
End cap	Plastic, EPTR
Max. tightening torque of housing nut	2 Nm
Electrical connection	Cable
Cable quality	Ø 5.2 mm, LifYY-T105, PVC, 7 m
Core cross-section	2 x 0.5 mm <sup>2</sup>
<b>Environmental conditions</b>	
Ambient temperature	-25...+100 °C
Vibration resistance	55 Hz (1 mm)
Shock resistance	30 g (11 ms)
Protection class	IP67
MTTF	2283 years acc. to SN 29500 (Ed. 99) 40 °C
Switching state	LED, Red

## Mounting instructions

### Mounting instructions/Description

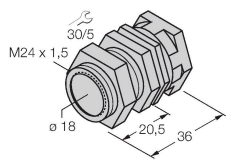


Distance D	2 x B
Distance W	3 x Sn
Distance T	3 x B
Distance S	1.5 x B
Distance G	6 x Sn
Diameter active area B	Ø 18 mm

## Accessories

QM-18

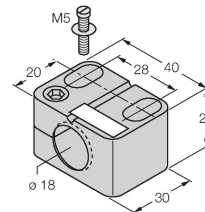
6945102



Quick-mount bracket with dead-stop; material: Chrome-plated brass. Male thread M24 × 1.5. Note: The switching distance of the proximity switches may change when using quick-mount brackets.

BST-18B

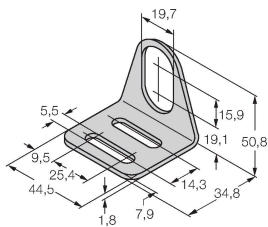
6947214



Mounting clamp for threaded barrel sensors, with dead-stop; material: PA6

MW-18

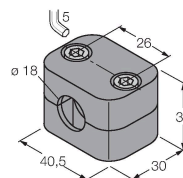
6945004



Mounting bracket for threaded barrel sensors; material: Stainless steel A2 1.4301 (AISI 304)

BSS-18

6901320



Mounting clamp for smooth and threaded barrel sensors; material: Polypropylene