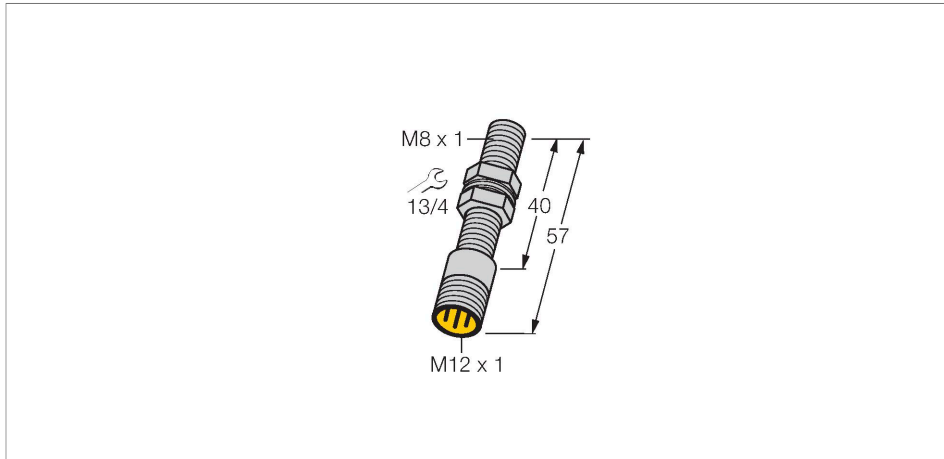


BI1.5-EG08-LU-H1341

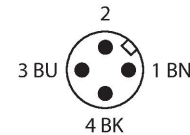
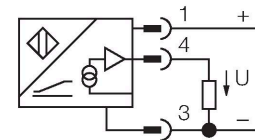
Inductive Sensor – With Analog Output



Features

- Threaded barrel, M8 x 1
- Stainless steel, 1.4427 SO
- 3-wire, 15...30 VDC
- Analog output
- 0...10 V
- M12 x 1 male connector

Wiring diagram



Technical data

Type	BI1.5-EG08-LU-H1341
ID	1533004
General data	
Measuring range	0.25...1.25 mm
Mounting conditions	Flush
Secured operating distance	$\leq (0.81 \times S_n)$ mm
Correction factors	St37 = 1; Al = 0.3; stainless steel = 0.7; Ms = 0.4
Repeatability	$\leq 1 \%$ of measuring range A - B
	0.5 %, after warm-up 0.5 h
Reproducibility	$\leq 10 \mu\text{m}$
	$\leq 5 \mu\text{m}$, after a warm-up time of 0.5 h
Linearity deviation	$\leq 3 \%$
Temperature drift	$\leq \pm 0.06 \%$ /K
Electrical data	
Operating voltage	15...30 VDC
Residual ripple	$\leq 10 \%$ U_{ss}
No-load current	8 mA
Isolation test voltage	≤ 0.5 kV
Short-circuit protection	yes
Wire breakage/Reverse polarity protection	no / Complete
Output function	3-wire, Analog output
Voltage output	0...10 V
Load resistance voltage output	≥ 4.7 k Ω

Functional principle

Inductive TURCK sensors with analog output accomplish simple control tasks. They provide a current, voltage or frequency signal proportional to the target's distance. The output signal is linear to the distance of the target over the entire sensing range.

Technical data

Measuring sequence frequency	200 Hz
Mechanical data	
Design	Threaded barrel, M8 x 1
Dimensions	57 mm
Housing material	Stainless steel, 1.4427 SO
Active area material	Plastic, PA12-GF30
Max. tightening torque of housing nut	5 Nm
Electrical connection	Connector, M12 x 1
Environmental conditions	
Ambient temperature	-25...+70 °C
Vibration resistance	55 Hz (1 mm)
Shock resistance	30 g (11 ms)
Protection class	IP67
MTTF	751 years acc. to SN 29500 (Ed. 99) 40 °C

Mounting instructions

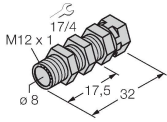
Mounting instructions/Description



Distance D	16 mm
Distance W	4.5 mm
Distance T	3 x B
Distance S	12 mm
Distance G	9 mm
Diameter active area B	Ø 8 mm

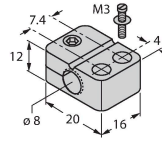
Accessories

QM-08 6945100



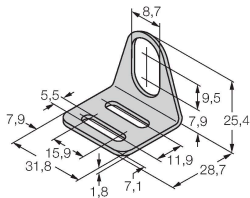
Quick-mount bracket with dead-stop, chrome-plated brass, male thread M12 x 1. Note: The switching distance of proximity switches may be reduced through the use of quick-mount brackets.

BST-08B 6947210



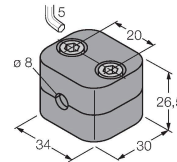
Mounting clamp for threaded barrel sensors, with dead-stop; material: PA6

MW-08 6945008



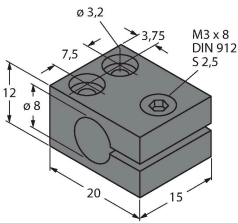
Mounting bracket for threaded barrel sensors; material: Stainless steel A2 1.4301 (AISI 304)

BSS-08 6901322



Mounting clamp for smooth and threaded barrel sensors; material: Polypropylene

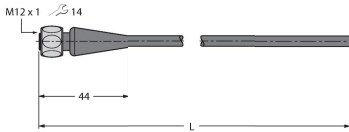
MBS80 69479



Mounting clamp for smooth barrel sensors; mounting block material: Anodized aluminum

Wiring accessories

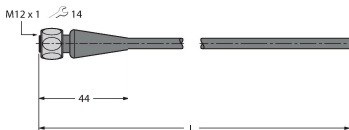
Dimension drawing	Type	ID	
-------------------	------	----	--



RKH4-2/TFE

6935482

Connection cable, M12 female connector, straight, 3-pin, stainless steel coupling nut, cable length: 2 m, jacket material: PVC, gray; temperature range: -25...+80 °C



RKH4-2/TFG

6934384

Connection cable, M12 female connector, straight, 3-pin, stainless steel coupling nut, cable length: 2 m, jacket material: TPE, gray; temperature range: -40...+105 °C

Dimension drawing

Type

ID

RKC4.301T-0.15-RSC4.334T/TXL 6631382

Extension cable, M12 female/male, straight, 4-pin, cable length: 0.15m, jacket material: PUR, black; cULus approval; Adapter cable for sensors with analog output on pin 2, for connection to analog inputs of fieldbus modules with 4-wire technology

