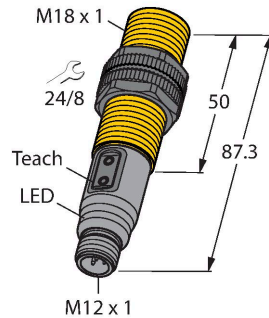


# BCT5-S18-UP6X2T-H1151

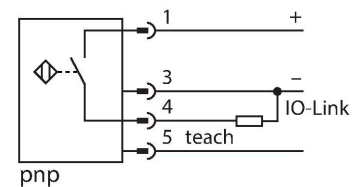
## Capacitive Sensor



### Features

- M18 × 1 threaded barrel
- Plastic, PA12-GF30
- Teach-in and configuration via buttons on the device, pin 5 and IO-Link

### Wiring diagram



### Functional principle

Capacitive proximity switches are designed for non-contact and wear-free detection of electrically conductive as well as non-conductive metal objects.

### Technical data

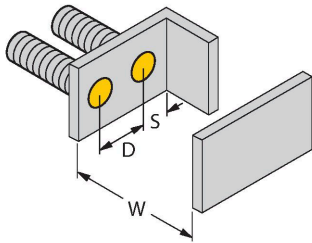
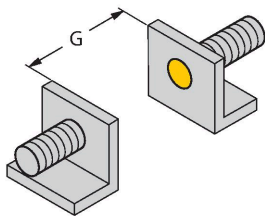
Type	BCT5-S18-UP6X2T-H1151
ID	2101100
Remark to product	For remote teaching via pin 5 please use 5-wire cable (e.g. RKC4.5T.../WKC4.5T...)
Rated switching distance (flush)	5 mm
Rated switching distance (non-flush)	7.5 mm
Secured operating distance	$\leq (0.72 \times S_n)$
Hysteresis	1...20 %
Temperature drift	Typical 20 %
Repeat accuracy	$\leq 2 \%$ of full scale
Ambient temperature	-25...+70 °C
<b>Electrical data</b>	
Operating voltage	10...30 VDC
Residual ripple	$\leq 10 \%$ $U_{ss}$
DC rated operational current	$\leq 200$ mA
No-load current	$\leq 15$ mA
Residual current	$\leq 0.1$ mA
Switching frequency	0.01 kHz
Oscillation frequency	According to EN 60947-5-2, 8.2.6.2 Table 9: 0.1...2.0 MHz
Isolation test voltage	$\leq 0.5$ kV
Communication protocol	IO-Link
Output function	3-wire, NO/NC, PNP
Short-circuit protection	yes / Cyclic

## Technical data

Voltage drop at I <sub>a</sub>	≤ 2.4 V
Wire breakage/Reverse polarity protection	yes / Complete
<b>Tests/approvals</b>	
Approvals	UL
UL registration number	E210608
<b>IO-Link</b>	
IO-Link specification	V 1.1
Programming	FDT/DTM
Transmission physics	corresponds to 3-wire physics (PHY2)
Transmission rate	COM 2/38.4 kbps
Process data width	16 bit
Measured value information	12 bit
Frame type	2.2
Included in the SIDI GSDML	Yes
<b>Mechanical data</b>	
Design	Threaded barrel, M18 x 1
Dimensions	87.3 mm
Housing material	Plastic, PA12-GF30, PEI
Active area material	PA12-GF30, yellow
Admissible pressure on front cap	≤ 6 bar
Max. tightening torque of housing nut	2 Nm
Electrical connection	Connector, M12 × 1
Vibration resistance	55 Hz (1 mm)
Shock resistance	30 g (11 ms)
Protection class	IP67
MTTF	1080 years acc. to SN 29500 (Ed. 99) 40 °C
Power-on indication	Green
Switching state	LED, Yellow

## Mounting instructions

Product features



Distance D	36 mm
Distance W	15 mm
Distance S	27 mm
Distance G	30 mm
Diameter active area B	Ø 18 mm

The given minimum distances have been checked against the standard switching distance.  
Should the sensitivity of the sensors be changed via potentiometer, the data sheet specifications no longer apply.