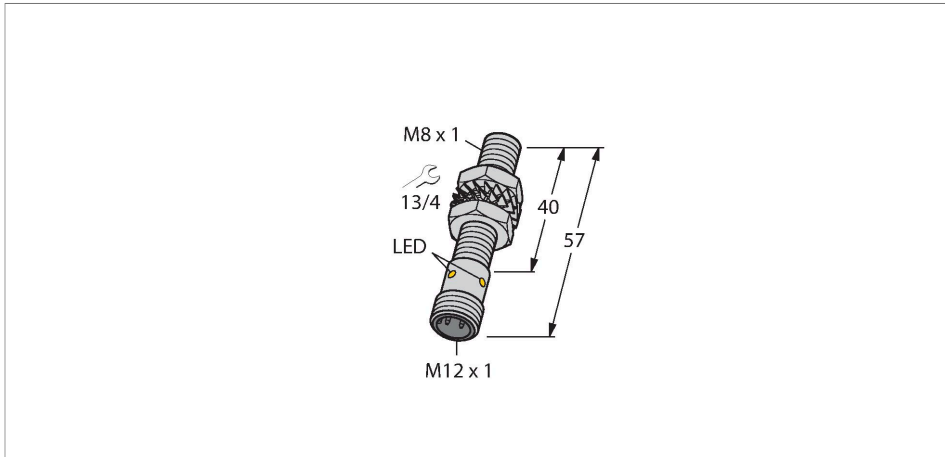


BI1.5U-EG08-AP6X-H1341

Inductive Sensor



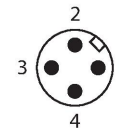
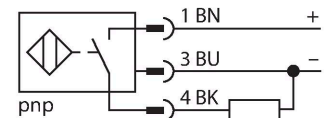
Technical data

Type	BI1.5U-EG08-AP6X-H1341
ID	4600540
General data	
Rated switching distance	1.5 mm
Mounting conditions	Flush
Secured operating distance	$\leq (0.81 \times S_n)$ mm
Repeat accuracy	$\leq 2\%$ of full scale
Temperature drift	$\leq \pm 10\%$
	$\leq \pm 15\%$, $\leq -25\text{ °C}$ v $\geq +70\text{ °C}$
Hysteresis	3...15 %
Electrical data	
Operating voltage	10...30 VDC
Residual ripple	$\leq 10\% U_{ss}$
DC rated operational current	$\leq 150\text{ mA}$
No-load current	15 mA
Residual current	$\leq 0.1\text{ mA}$
Isolation test voltage	$\leq 0.5\text{ kV}$
Short-circuit protection	yes / Cyclic
Voltage drop at I_o	$\leq 1.8\text{ V}$
Wire breakage/Reverse polarity protection	yes / Complete
Output function	3-wire, NO contact, PNP
DC field stability	200 mT
AC field stability	200 mT _{ss}
Insulation class	□

Features

- Threaded barrel, M8 x 1
- Stainless steel, 1.4427 SO
- Factor 1 for all metals
- Protection class IP68
- Resistant to magnetic fields
- Extended temperature range
- High switching frequency
- DC 3-wire, 10...30 VDC
- NO contact, PNP output
- M12 x 1 male connector

Wiring diagram



Functional principle

Inductive sensors are designed for wear-free and contactless detection of metal objects. Approx Factor 1 sensors have significant advantages due to their patented ferrite-coreless multi-coil system. They detect all metals at the same large switching distance and are resistant to magnetic fields.

BI1.5U-EG08-AP6X-H1341 | 11/07/2023 13-26 | technical changes reserved

Technical data

Switching frequency	2 kHz
Mechanical data	
Design	Threaded barrel, M8 x 1
Dimensions	57 mm
Housing material	Stainless steel, 1.4427 SO
Active area material	Plastic, PA12-GF30
Max. tightening torque of housing nut	5 Nm
Electrical connection	Connector, M12 x 1
Environmental conditions	
Ambient temperature	-30...+85 °C
Vibration resistance	55 Hz (1 mm)
Shock resistance	30 g (11 ms)
Protection class	IP68
MTTF	874 years acc. to SN 29500 (Ed. 99) 40 °C
Switching state	LED, Yellow

Mounting instructions

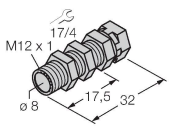
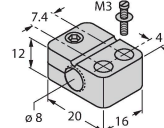
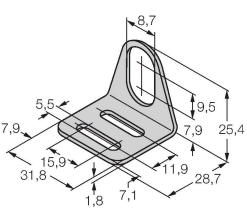
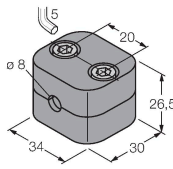
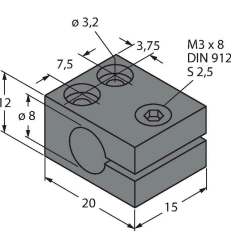
Mounting instructions/Description



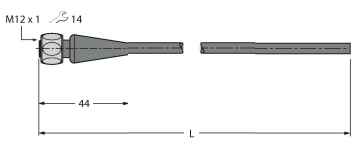
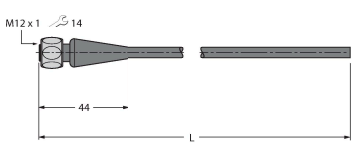
Distance D	2 x B
Distance W	3 x Sn
Distance T	3 x B
Distance S	1.5 x B
Distance G	6 x Sn
Diameter active area B	Ø 8 mm

B11.5U-EG08-AP6X-H1341 | 11/07/2023 13-26 | technical changes reserved

Accessories

<p>QM-08</p> 	<p>6945100</p> <p>Quick-mount bracket with dead-stop, chrome-plated brass, male thread M12 x 1. Note: The switching distance of proximity switches may be reduced through the use of quick-mount brackets.</p>	<p>BST-08B</p> 	<p>6947210</p> <p>Mounting clamp for threaded barrel sensors, with dead-stop; material: PA6</p>
<p>MW-08</p> 	<p>6945008</p> <p>Mounting bracket for threaded barrel sensors; material: Stainless steel A2 1.4301 (AISI 304)</p>	<p>BSS-08</p> 	<p>6901322</p> <p>Mounting clamp for smooth and threaded barrel sensors; material: Polypropylene</p>
<p>MBS80</p> 	<p>69479</p> <p>Mounting clamp for smooth barrel sensors; mounting block material: Anodized aluminum</p>		

Wiring accessories

Dimension drawing	Type	ID	
	RKH4-2/TFE	6935482	Connection cable, M12 female connector, straight, 3-pin, stainless steel coupling nut, cable length: 2 m, jacket material: PVC, gray; temperature range: -25...+80 °C
	RKH4-2/TFG	6934384	Connection cable, M12 female connector, straight, 3-pin, stainless steel coupling nut, cable length: 2 m, jacket material: TPE, gray; temperature range: -40...+105 °C

B11.5U-EG08-AP6X-H1341 | 11/07/2023 13-26 | technical changes reserved