

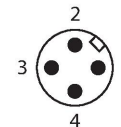
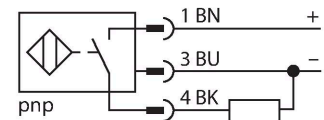
# BI8-EMT18H-AP6X-H1141

## Inductive Sensor – With Increased Switching Distance

### Features

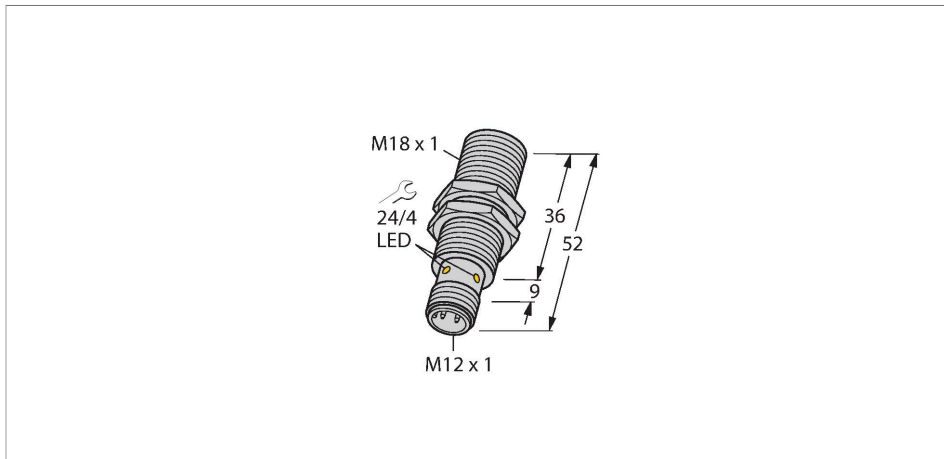
- Threaded barrel, M18 × 1
- Stainless steel, 1.4301
- Duroplast front cap, very resistant to thermal and mechanical load
- Large sensing range
- DC 3-wire, 10...30 VDC
- NO contact, PNP output
- M12 x 1 male connector

### Wiring diagram



### Functional principle

Inductive sensors detect metal objects contactless and wear-free. For this, they use a high-frequency electromagnetic AC field that interacts with the target. Inductive sensors generate this field via an RLC circuit with a ferrite coil.



### Technical data

Type	BI8-EMT18H-AP6X-H1141
ID	46150941
<b>General data</b>	
Rated switching distance	8 mm
Mounting conditions	Flush
Secured operating distance	$\leq (0.81 \times S_n)$ mm
Correction factors	St37 = 1; Al = 0.3; stainless steel = 0.7; Ms = 0.4
Repeat accuracy	$\leq 2$ % of full scale
Hysteresis	3...15 %
<b>Electrical data</b>	
Operating voltage	10...30 VDC
Residual ripple	$\leq 10$ % $U_{ss}$
DC rated operational current	$\leq 200$ mA
No-load current	15 mA
Residual current	$\leq 0.1$ mA
Isolation test voltage	$\leq 0.5$ kV
Short-circuit protection	yes / Cyclic
Voltage drop at $I_o$	$\leq 1.8$ V
Wire breakage/Reverse polarity protection	yes / Complete
Output function	3-wire, NO contact, PNP
Insulation class	□
Switching frequency	0.5 kHz

## Technical data

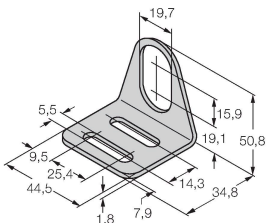
Mechanical data	
Design	Threaded barrel, M18 x 1
Dimensions	52 mm
Housing material	Stainless steel, CuZn, PTFE-coated
Active area material	Plastic, Duroplast, PTFE-coated
Max. tightening torque of housing nut	25 Nm
Electrical connection	Connector, M12 x 1
Environmental conditions	
Ambient temperature	-25...+70 °C
Vibration resistance	55 Hz (1 mm)
Shock resistance	30 g (11 ms)
Protection class	IP67
MTTF	2283 years acc. to SN 29500 (Ed. 99) 40 °C
Switching state	LED, Yellow

## Mounting instructions

Mounting instructions/Description	
Distance D	3 x B
Distance W	3 x Sn
Distance T	3 x B
Distance S	1.5 x B
Distance G	6 x Sn
Diameter active area B	Ø 18 mm

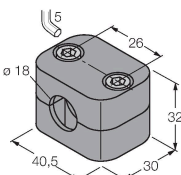
## Accessories

**MW-18** 6945004



Mounting bracket for threaded barrel sensors; material: Stainless steel A2 1.4301 (AISI 304)

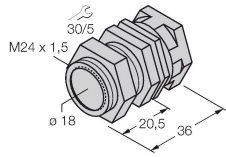
**BSS-18** 6901320



Mounting clamp for smooth and threaded barrel sensors; material: Polypropylene

QM-18


6945102



Quick-mount bracket with dead-stop; material: Chrome-plated brass. Male thread M24 × 1.5. Note: The switching distance of the proximity switches may change when using quick-mount brackets.

## Wiring accessories

Dimension drawing	Type	ID	
	RKC4T-2/TEL	6625010	



Connection cable, M12 female connector, straight, 3-pin, cable length: 2 m, jacket material: PVC, black; cULus approval