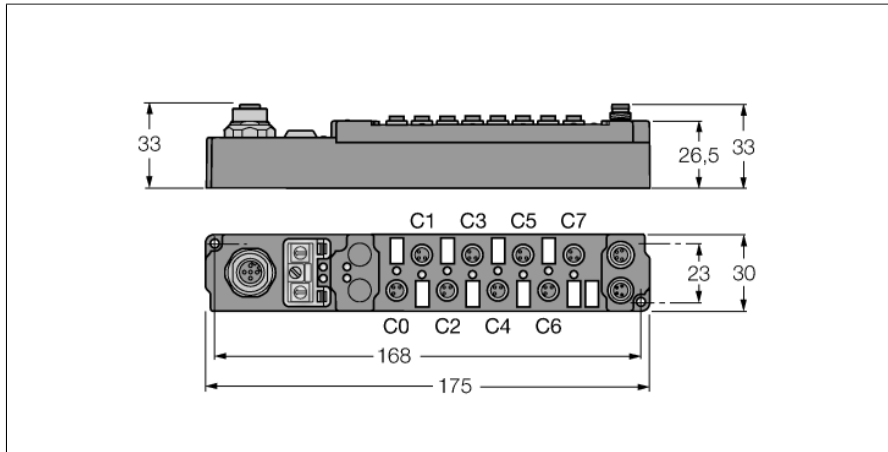


piconet stand-alone module for PROFIBUS-DP

4 Digital PNP Inputs Filter 0.2 ms

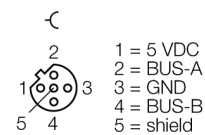
4 digital outputs 2 A

SDPB-0404D-0005

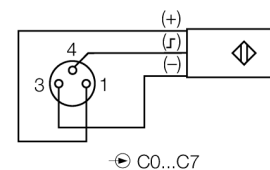


- Configuration interface
- Parameterizable functions
- Supported via I/O-ASSISTANT 2
- Direct connection to the fieldbus
- Fibre-glass reinforced housing
- Shock and vibration tested
- Encapsulated module electronics
- Metal connector
- Degree of protection IP67

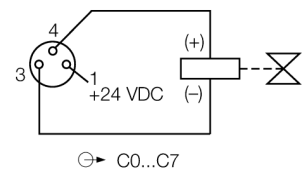
M12 × 1 Fieldbus



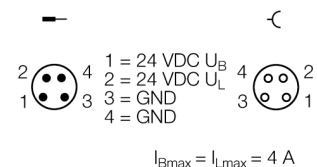
M8 × 1 Input



M8 × 1 Output



M8 × 1 Power Supply



Type	SDPB-0404D-0005
ID	6824116
Number of channels	8
Operating / load voltage	20...29 VDC
Operating current	≤ 90 mA
Fieldbus transmission rate	9.6 kbps ... 12 Mbps
Fieldbus addressing	0 to 99
Service interface	parameterisation via I/O-ASSISTANT
Electrical isolation	Fieldbus to operational voltage
Number of channels	4 digital inputs acc. to EN 61131-2
Input voltage	20...29 VDC via operating voltage
Low level signal voltage	-3...5 VDC (EN 61131-2, type 2)
High level signal voltage	11...30 VDC (EN 61131-2, type 2)
Input delay	0.2 ms
Max. input current	6 mA
Number of channels	4 digital outputs acc. to EN 61131-2
Output voltage	20...29 VDC from load voltage
Output current per channel	2 A (Σ 4 A), short-circuit proof
Load type	resistive, inductive, lamp load
Switching frequency	≤ 500 Hz
Simultaneity factor	0.5
Dimensions (W x L x H)	30 x 175 x 26.5 mm
Vibration test	Acc. to EN 60068-2-6
Shock test	acc. to DIN EN 60068-2-27
Electromagnetic compatibility	Acc. to EN 61000-6-2/EN 61000-6-4
Protection class	IP67
Approvals	CE, cULus

Data in process image

		Bit 7	Bit 6	Bit 5	Bit 4	Bit 3	Bit 2	Bit 1	Bit 0	
The 4 most significant bits are not used, but require memory allocation.	Input	Byte n (M8)	idle	idle	idle	idle	C3P4	C2P4	C1P4	C0P4
		Byte n (M12)	idle	idle	idle	idle	C1P2	C1P4	C0P2	C0P4
	Output	Byte n (M8)	idle	idle	idle	idle	C7P4	C6P4	C5P4	C4P4
		Byte n (M12)	idle	idle	idle	idle	C3P2	C3P4	C2P2	C2P4

C... = Connector no., P... = Pin no.