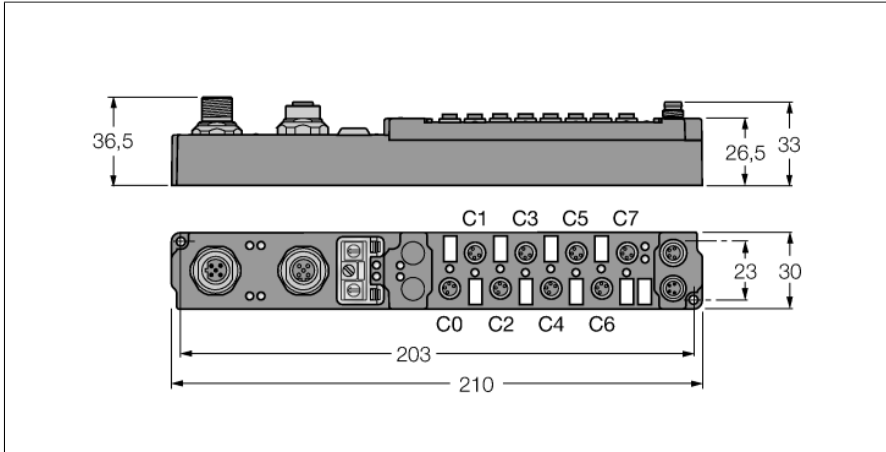


# piconet stand-alone module for PROFIBUS-DP

## 8 Digital PNP Inputs Filter 3 ms

## 8 Digital Outputs 0.5 A

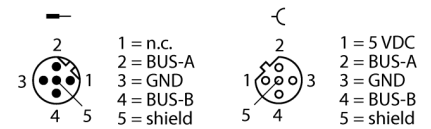
### SDPB-0808D-1001



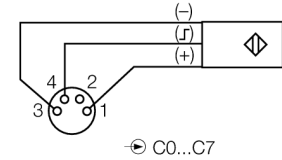
- Configuration interface
- Parameterizable functions
- Supported via I/O-ASSISTANT 2
- Direct connection to the fieldbus
- Fibre-glass reinforced housing
- Shock and vibration tested
- Encapsulated module electronics
- Metal connector
- Degree of protection IP67

Type	SDPB-0808D-1001
ID	6824435
Number of channels	16
Operating / load voltage	20...29 VDC
Operating current	≤ 90 mA
Fieldbus transmission rate	9.6 kbps ... 12 Mbps
Fieldbus addressing	0 to 99
Service interface	parameterisation via I/O-ASSISTANT
Electrical isolation	Fieldbus to operational voltage
Number of channels	8 digital inputs acc. to EN 61131-2
Input voltage	20...29 VDC via operating voltage
Low level signal voltage	-3...5 VDC (EN 61131-2, type 2)
High level signal voltage	11...30 VDC (EN 61131-2, type 2)
Input delay	3 ms
Max. input current	6 mA
Number of channels	8 digital outputs acc. to EN 61131-2
Output voltage	20...29 VDC from load voltage
Output current per channel	0.5 A, short-circuit proof
Load type	resistive, inductive, lamp load
Switching frequency	≤ 500 Hz
Simultaneity factor	1
Dimensions (W x L x H)	30 x 210 x 26.5 mm
Vibration test	Acc. to EN 60068-2-6
Shock test	acc. to DIN EN 60068-2-27
Electromagnetic compatibility	Acc. to EN 61000-6-2/EN 61000-6-4
Protection class	IP67
Approvals	CE, cULus

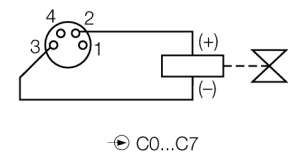
#### M12 × 1 Fieldbus



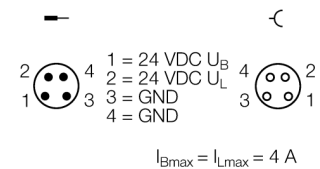
#### M8 × 1 Input



#### M8 × 1 Output



#### M8 × 1 Power Supply



Data in process image

			Bit 7	Bit 6	Bit 5	Bit 4	Bit 3	Bit 2	Bit 1	Bit 0
Each 1 byte input data is mapped.	<b>Input</b>	<b>Byte 0 (M8)</b>	C7P4	C6P4	C5P4	C4P4	C3P4	C2P4	C1P4	C0P4
Each 1 byte output data is mapped.	<b>Output</b>	<b>Byte 0 (M8)</b>	C7P2	C6P2	C5P2	C4P2	C3P2	C2P2	C1P2	C0P2

C... = Connector no. - P... = Pin no.