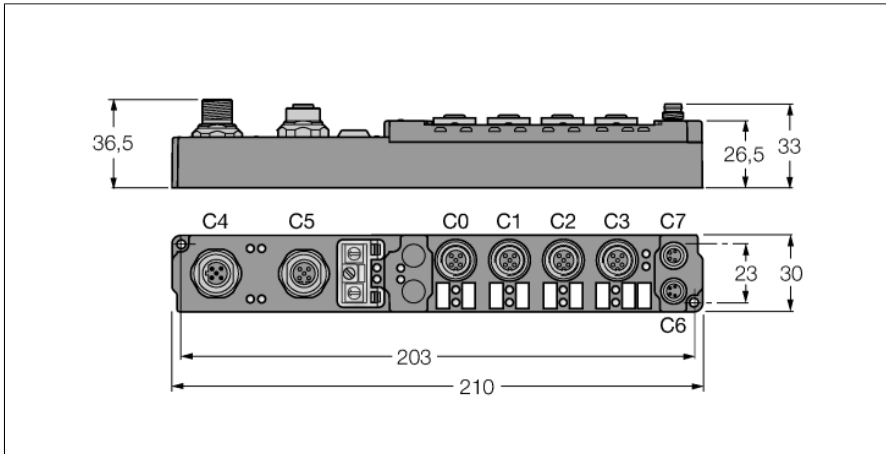


# piconet stand-alone module for PROFIBUS-DP

## 4 Analog Inputs $\pm 10$ V

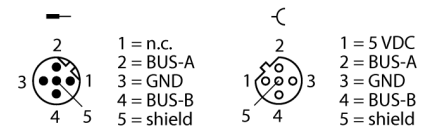
### SDPB-40A-1005



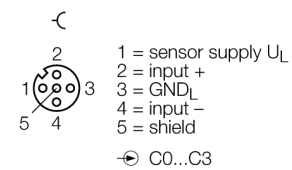
- 4 analog inputs  $\pm 10$  V
- Configuration interface
- Parameterizable functions
- Supported via I/O-ASSISTANT 2
- Direct connection to the fieldbus
- Fibre-glass reinforced housing
- Shock and vibration tested
- Encapsulated module electronics
- Metal connector
- Degree of protection IP67

Type	SDPB-40A-1005
ID	6824438
Number of channels	4
Operating / load voltage	20...29 VDC
Operating current	$\leq 55$ mA
Fieldbus transmission rate	9.6 kbps ... 12 Mbps
Fieldbus addressing	0 to 99
Service interface	parameterisation via I/O-ASSISTANT
Electrical isolation	Fieldbus to operational voltage
Number of channels	4 analogue inputs $\pm 10$ V
Input resistance	$> 100$ k $\Omega$
Electrical isolation	channels to operational voltage
Common mode voltage	max. 35 V
Measuring current	0.5 mA
Conversion time	250 ms
Relative measuring error	$< \pm 0.3$ % of full scale
Input filter	variable
Sensor supply	from load voltage
Dimensions (W x L x H)	30 x 210 x 26.5 mm
Vibration test	Acc. to EN 60068-2-6
Shock test	acc. to DIN EN 60068-2-27
Electromagnetic compatibility	Acc. to EN 61000-6-2/EN 61000-6-4
Protection class	IP67
Approvals	CE, cULus

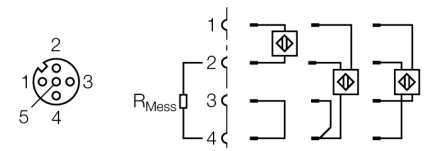
#### M12 x 1 Fieldbus



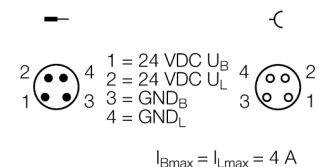
#### M12 x 1 Input



#### Connection - Inputs



#### M8 x 1 Power Supply



## Data in process image

Valid for the setting "Motorola format"

SBn: Status byte channel n  
 CBn: Control byte channel n  
 Chn D0: channel n,  
 least significant data byte  
 Chn D1: channel n,  
 most significant data byte

Pre-conditions	Address	Input data		Output data	
	Word	High-Byte	Low-Byte	High-Byte	Low-Byte
<b>Compact mapping:</b> Starting with Ch0 D1 in "Low-Byte" word 0 all other bytes follow immediately. Only the user data are mapped (greyed in the table).  <b>Complex mapping:</b> Data are mapped with control and status byte.	0	Ch0 D1	SB0	Ch0 D1	CB0
	1	SB1	Ch0 D0	CB1	Ch0 D0
	2	Ch1 D0	Ch1 D1	Ch1 D0	Ch1 D1
	3	Ch2 D1	SB2	Ch2 D1	CB2
	4	SB3	Ch2 D0	CB3	Ch2 D0
	5	Ch3 D0	Ch3 D1	Ch3 D0	Ch3 D1